



We are a Christ-centered Catholic faith community  
that celebrates diversity and fosters spiritual growth,  
inspiring all to reach their full potential in mind, body and spirit.

AGENDA AND MATERIAL

**BOARD MEETING**

**TUESDAY, MARCH 28, 2023  
6:30 P.M.**

*PUBLIC ACCESS LIVE STREAM LINK*  
<https://niagaracatholic.ca/meetings-livestream/>



FATHER KENNETH BURNS, C.S.C. BOARD ROOM CATHOLIC EDUCATION CENTRE, WELLAND, ONTARIO

**A. ROUTINE MATTERS**

- |       |  |        |
|-------|--|--------|
| 1.    | Land Acknowledgement   | -      |
| 2.    | Opening Prayer – Trustee Burkholder  | -      |
| 3.    | Roll Call  | -      |
| 4.    | Approval of the Agenda   | -      |
| 5.    | Declaration of Conflict of Interest  | -      |
| 6.    | Minutes of the Board Meeting of February 28, 2023  | A6     |
| 7.    | <u>Consent Agenda Items</u>  |        |
| 7.1   | Unapproved Minutes of the Committee of the Whole Meeting of March 7, 2023 and Consideration of Recommendations | A7.1   |
| 7.1.1 | Environmental Stewardship & Sustainability Policy (NEW)  | A7.1.1 |
| 7.1.2 | School Operations for Inclement Weather and Workplace Closure Policy (500.1)                                   | A7.1.2 |
| 7.1.3 | Student Senate Policy – Elementary Policy (100.6.2)  | A7.1.3 |
| 7.1.4 | Student Senate Policy – Secondary Policy (100.6.1)   | A7.1.4 |
| 7.2   | Board Committee Membership   | A7.2   |
| 7.3   | Approved Minutes of the Growth and Retention Ad Hoc Committee Meeting of November 12, 2019                     | A7.3   |
| 7.4   | Approved Minutes of the Special Education Advisory Committee (SEAC) Meeting of February 1, 2023                | A7.4   |
| 7.5   | Approved Minutes of the Niagara Catholic Parent Involvement Committee (NCPIC) Meeting of January 12, 2023      | A7.5   |
| 7.6   | In-Camera Agenda Items F1, F3 & F4   | -      |

**B. DELEGATIONS/PRESENTATIONS**

- |    |  |    |
|----|--|----|
| 1. | EQAO Presentation  | -  |
| 2. | Niagara Catholic District School Board Enrolment Projections | B2 |

**C. COMMITTEE AND STAFF REPORTS**

- |    |  |    |
|----|--|----|
| 1. | Communications Update – Advertising Campaign – Camillo | C1 |
| 2. | French Immersion – Kim                                 | C2 |

**D. TRUSTEE ITEMS, OPEN QUESTION PERIOD & OTHER BUSINESS**

- |  |      |
|--|------|
| 1. Correspondence  | -    |
| 2. Report on Trustee Conferences Attended  | -    |
| 3. General Discussion to Plan for Future Action  | -    |
| 4. Trustee Information   |      |
| 4.1 Calendar of Events – April 2023  | D4.1 |
| 4.2 OCSTA 2023 AGM Resolutions & 2022 Resolutions Final Status Chart   | D4.2 |
| 4.3 CCSTA AGM – June 1-3, 2023   | D4.3 |
| 5. Open Question Period  |      |
| <i>(The purpose of the Open Question Period is to allow members of the Catholic school supporting public to ask about items on that night's public agenda or any previous agendas, and the Board to answer and react.)</i> |      |

**E. NOTICES OF MOTION**

1. NOTICE OF MOTION SUBMISSION
2. NOTICE OF MOTION PRESENTATION

**F. BUSINESS IN CAMERA****G. REPORT ON IN CAMERA SESSION****H. FUTURE MEETINGS AND EVENTS****I. MOMENT OF SILENT REFLECTION FOR LIFE****J. ADJOURNMENT**

**TO: NIAGARA CATHOLIC DISTRICT SCHOOL BOARD  
BOARD MEETING  
MARCH 28, 2023**

***PUBLIC SESSION***

**TITLE: MINUTES OF THE SPECIAL BOARD MEETING OF  
FEBRUARY 28, 2023**

---

**RECOMMENDATION**

**THAT** the Niagara Catholic District School Board approve the Minutes of the Special Board Meeting of February 28, 2023, as presented.



## MINUTES OF THE BOARD MEETING

**TUESDAY, FEBRUARY 28, 2023**

Minutes of the Meeting of the Niagara Catholic District School Board, held on Tuesday, February 28, 2023, in the Father Kenneth Burns c.s.c. Board Room, at the Catholic Education Centre, 427 Rice Road, Welland.

The meeting was called to order at 6:30 p.m. by Chair Di Lorenzo.

### A. ROUTINE MATTERS

1. **Land Recognition**

Land Recognition statement was delivered by Student Trustee Zylstra

2. **Opening Prayer**

Opening Prayers were led by Trustee Benoit

3. **Roll Call**

Chair Di Lorenzo noted that Trustee Burkholder was asked to be excused and that Trustee Benoit joined electronically.

Trustee Huibers acted as Vice-Chair for Trustee Burkholder.

Trustee	Present	Present Electronically	Absent	Excused
Natalia Benoit		✓		
Joseph Bruzzese	✓			
Rhianon Burkholder				✓
Danny Di Lorenzo	✓			
Larry Huibers	✓			
Doug Joyner	✓			
Jim Marino	✓			
Paul Turner	✓			
<b>Student Trustees</b>				
Charlotte Johnstone	✓			
Steffen Zylstra	✓			



The following staff were in attendance:

**Camillo Cipriano**, Director of Education; **Lee Ann Forsyth-Sells**, **Kimberly Kinney**, **Gino Pizzoferrato**, **Pat Rocca**, Superintendents of Education; **Joseph Zaroda**, Associate Superintendent of Education; **Giancarlo Vetrone**, Superintendent of Business & Financial Services; **Clark Euale**, Controller of Facilities Services; **Julia Tiessen**, Executive Officer of Human Resources; **Anna Pisano**, Recording Secretary/Administrative Assistant, Corporate Services

4. **Approval of the Agenda**

Moved by Trustee Joyner

Seconded by Trustee Marino

**THAT** the Niagara Catholic District School Board approve the Agenda of the Board Meeting of February 28, 2023, as presented.

**CARRIED**

5. **Declaration of Conflict of Interest**

No Declaration of Conflict of Interest were declared with any items on the Agenda.

6. **Approval of Minutes of the Board Meeting of January 31, 2023**

Moved by Trustee Turner

Seconded by Trustee Bruzzese

**THAT** the Niagara Catholic District School Board approve the Minutes of the Board Meeting of January 31, 2023, as presented.

**CARRIED**

7. **Consent Agenda Items**

7.1 **Unapproved Minutes of the Committee of the Whole Meeting of February 14, 2023 and Consideration of Recommendations**

**THAT** the Niagara Catholic District School Board receive the unapproved Minutes of the Committee of the Whole of February 14, 2023, as presented.

7.1.1 **Pupil Accommodation Review Policy (701.2)**

**THAT** the Niagara Catholic District School Board approve the Pupil Accommodation Review Policy (701.2), as presented.

7.1.2 **Elementary and Secondary School Year Calendars: 2023-2024**

**THAT** the Niagara Catholic District School Board approve the Elementary and Secondary School Year Calendars: 2023-2024, as presented.

7.2 **Capital Procurement Projects Exceeding \$750,000**

Presented for information.

**7.3 Approved Minutes of the Special Education Advisory Committee (SEAC) Meeting of DATE**

THAT the Niagara Catholic District School Board receive the Approved Minutes of the Special Education Advisory Committee Meeting of January 11, 2023, as presented.

**7.4 In-Camera Items F1, F2, F3 & F4**

Moved by Trustee Joyner  
Seconded by Trustee Marino

THAT the Niagara Catholic District School Board adopt the consent agenda items.

**CARRIED**

**B. DELEGATIONS/PRESENTATIONS**

**1. Introduction to EcoSchools**

Clark Euale, Controller of Facilities Services provided background information on the EcoSchools program and introduced Clara Luke, Senior Program Manager of EcoSchools Canada.

Ms. Luke presented the Introduction to EcoSchools for Trustee information.

Ms. Luke answered questions of Trustees.

**C. COMMITTEE AND STAFF REPORTS**

**1. Niagara Catholic Strategic Directions Action Plan Mid-Year Achievement Report 2022-2023**

Director Cipriano presented the Niagara Catholic Strategic Directions Action Plan Mid-Year Achievement Report for 2022-2023.

Director Cipriano answered questions of Trustees.

**2. English: Understanding Contemporary First Nations, Métis, and Inuit Voices**

Kimberly Kinney, Superintendent of Education provided background information on Understanding Contemporary First Nations, Métis, and Inuit Voices and introduced Nicole Pigeau, Indigenous Consultant and Andrea Stranges, K-12 Literacy Consultant.

Ms. Pigeau and Ms. Stranges presented the English: Understanding Contemporary First Nations, Métis, and Inuit Voices report for Trustee information.

Ms. Pigeau and Ms. Stranges answered questions of Trustees.

**3. Niagara Student Transportation Services 2022-2023 Annual Plan**

Giancarlo Vetrone, Superintendent of Business & Financial Services presented the Niagara Student Transportation Services 2022-2023 Annual Plan.

**4. International Education Program Overview**

Joseph Zaroda, Associate Superintendent of Education provided background information on the International Education Program and introduced Fred Wilson, Administrator of International Education.

Mr. Wilson presented the International Education Program Overview for Trustee information.

Mr. Wilson answered questions of Trustees.

**5. Financial Report as at January 31, 2023**

Superintendent Vetrone presented the Financial Report for information.

**D. TRUSTEE ITEMS, OPEN QUESTION PERIOD & OTHER BUSINESS**

**1. Correspondence**

Nil

**2. Report on Trustee Conferences Attended**

Student Trustee Zylstra provided highlights on the OSTA-AECO Board Council Conference held on February 16<sup>th</sup>.

**3. General Discussion to Plan for Future Action**

Director Cipriano reminded Trustees that the first Growth and Retention Ad Hoc Committee meeting will be on March 8, 2023.

**4. Trustee Information**

**4.1 Calendar of Events – March 2023**

**4.2 20<sup>th</sup> Annual Technological Skills Competition – March 2, 2023**

Director Cipriano noted that the 20<sup>th</sup> Annual Technological Skills Competition is scheduled for March 2, 2023.

Trustees were asked to confirm their attendance with Anna Pisano.

**5. Open Question Period**

None Submitted

**E. NOTICES OF MOTION**

**1. NOTICE OF MOTION SUBMISSION**

None Submitted

**2. NOTICE OF MOTION PRESENTATION**

None Presented

## **F. BUSINESS IN CAMERA**

Moved by Trustee Marino  
Seconded by Trustee Huibers

**THAT** the Niagara Catholic District School Board move into the In Camera Session.

**CARRIED**

The Niagara Catholic District School Board moved into the In Camera Session of the Board Meeting at 8:25 p.m. and reconvened at 8:55 p.m.

## **G. REPORT ON THE IN-CAMERA SESSION**

Moved by Trustee Marino  
Seconded by Trustee Huibers

**THAT** the Niagara Catholic District School Board report the motions from the In Camera Session of the Board Meeting of February 28, 2023.

**CARRIED**

### **SECTION B: STUDENT TRUSTEES EXCLUDED**

Moved by Trustee Joyner  
Seconded by Trustee Marino

**THAT** the Niagara Catholic District School Board approve the Minutes of the In Camera Session of the Board Meeting - SECTION B: Student Trustees Excluded of January 31, 2023, as presented.

**CARRIED (Item F1)**

Moved by Trustee Joyner  
Seconded by Trustee Marino

**THAT** the Niagara Catholic District School Board receive the unapproved Minutes of the In Camera Session of the Committee of the Whole Meeting - SECTION B: Student Trustees Excluded of February 14, 2023, as presented.

**CARRIED (Item F2)**

## **H. FUTURE MEETINGS AND EVENTS**

## **I. MOMENT OF SILENT REFLECTION FOR LIFE**

## **J. ADJOURNMENT**

Moved by Trustee Bruzzese  
Seconded by Trustee Huibers

**THAT** the February 28, 2023 meeting of the Niagara Catholic District School Board be adjourned.

**CARRIED**

This meeting was adjourned at 8:56 p.m.

---

---

Minutes of the Meeting of the Niagara Catholic District School Board held on **February 28, 2023**.

Approved on **March 28, 2023**.

---

Danny Di Lorenzo  
Chair of the Board

---

Camillo Cipriano  
Director of Education/Secretary -Treasurer

**TO: NIAGARA CATHOLIC DISTRICT SCHOOL BOARD  
BOARD MEETING  
MARCH 28, 2023**

***PUBLIC SESSION***

**TITLE: NIAGARA CATHOLIC DISTRICT SCHOOL BOARD  
ENROLMENT PROJECTIONS**

---

---

Prepared by: Clark Euale, Controller of Facilities Services  
Alexsandria Pasquini-Smith, Administrator Planning & Properties

Presented by: Jack Ammendolia, Managing Partner, Watson & Associates Economists Ltd.

Approved by: Camillo Cipriano, Director of Education/Secretary-Treasurer

Date: March 28, 2023



## PRESENTATION BACKGROUND

**Board Meeting  
March 28, 2023**

### **NIAGARA CATHOLIC DISTRICT SCHOOL BOARD ENROLMENT PROJECTIONS**

Watson & Associates Economists Ltd. has been providing planning services, including enrolment projections, business cases, accommodation & boundary reviews, etc. to Niagara Catholic since 2007. Jack Ammendolia, Managing Partner, has worked with numerous school boards across Ontario and Canada and is considered an expert in education planning. Jack specializes in school-age demographics, facility & capital planning, education development charges, pupil accommodation reviews, capital priority business case submissions, and enrolment forecasting.

The attached presentation provides a high-level overview of the current demographic trends resulting from the 2021 Census, at the provincial and municipal levels, as well as highlights how these trends impact Niagara Region and Niagara Catholic District School Board as a whole. The presentation provides JK to 12 enrolment projections over the next 5 to 10 year period. This data will inform the Long-Term Accommodation Plan Update, which provides the basis for many important decisions pertaining to our schools and/or boundaries

Attachments: Niagara Catholic District School Board - Enrolment Projections  
Appendix: Projections by Family of Schools

---

Prepared by: Clark Euale, Controller of Facilities Services  
Alexsandria Pasquini-Smith, Administrator Planning & Properties

Presented by: Jack Ammendolia, Managing Partner, Watson & Associates Economists Ltd.

Approved by: Camillo Cipriano, Director of Education/Secretary-Treasurer

Date: March 28, 2023



 **Watson  
& Associates**  
ECONOMISTS LTD.

## Enrolment Projections

---

Niagara Catholic District School Board

March 2023





**Jack Ammendolia**

---

**Managing Partner**

Watson & Associates Economists Ltd.

# Population Trends

## The National Perspective



**2001 - 2011**  
Canada's  
population  
grew almost  
12%

**Between  
2011 & 2016**  
Population  
growth slowed  
slightly to 5%

**Between  
2016 & 2021**  
Population  
growth  
maintained a  
5% increase

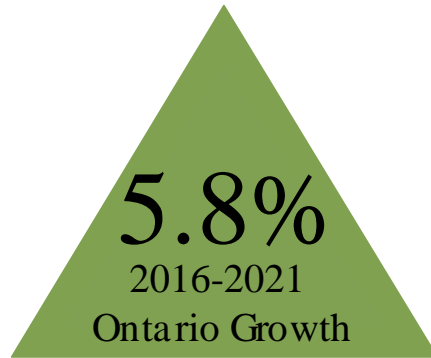
Like in 2016,  
there continues  
to be more  
seniors living in  
Canada than  
children

Canada continues to rely heavily on international migration for population growth.

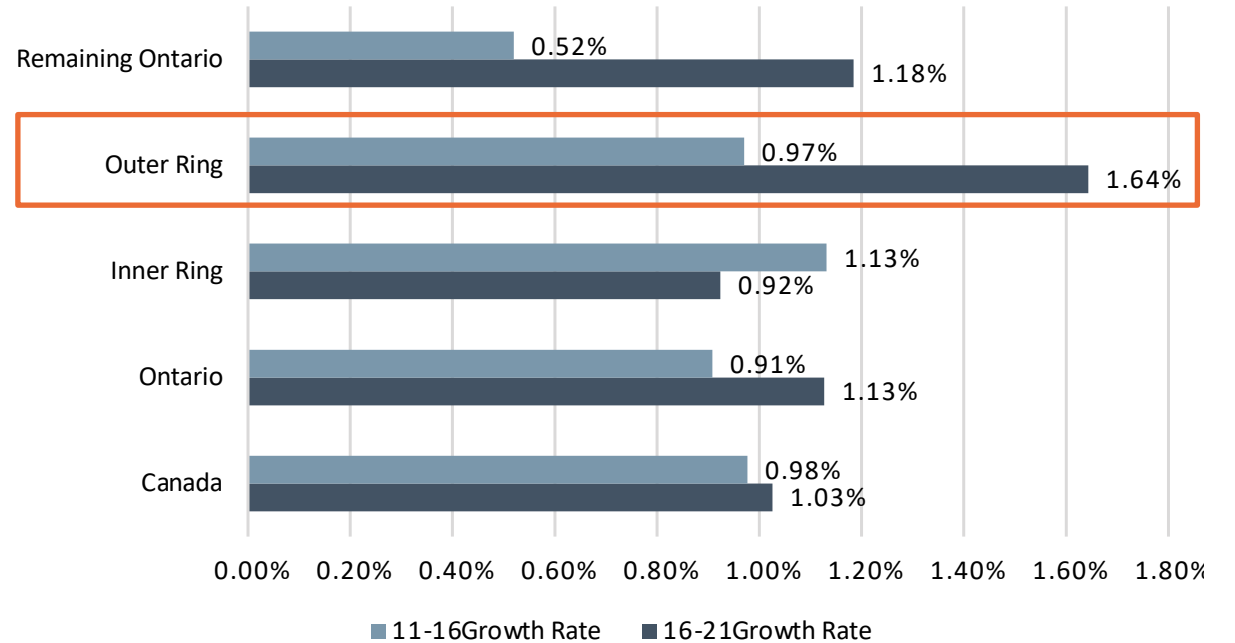
# Population Trends In Ontario: 2021 Census



## 2021 ONTARIO POPULATION



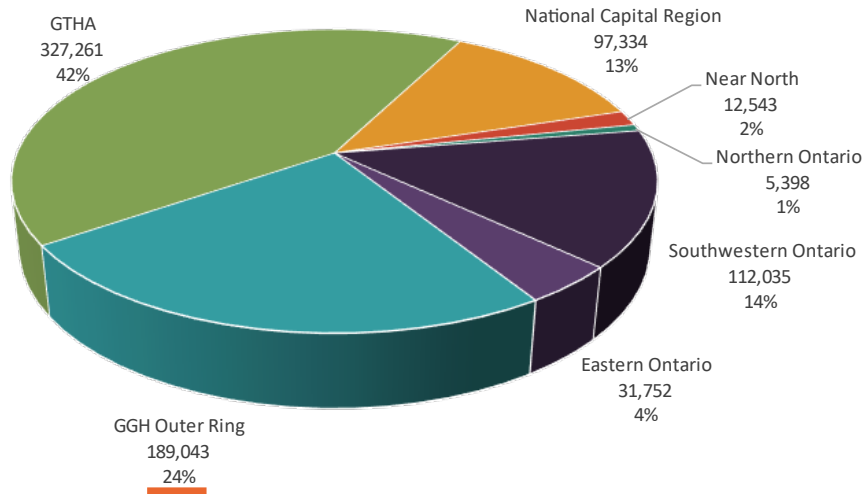
Average Annual Population Growth Rates



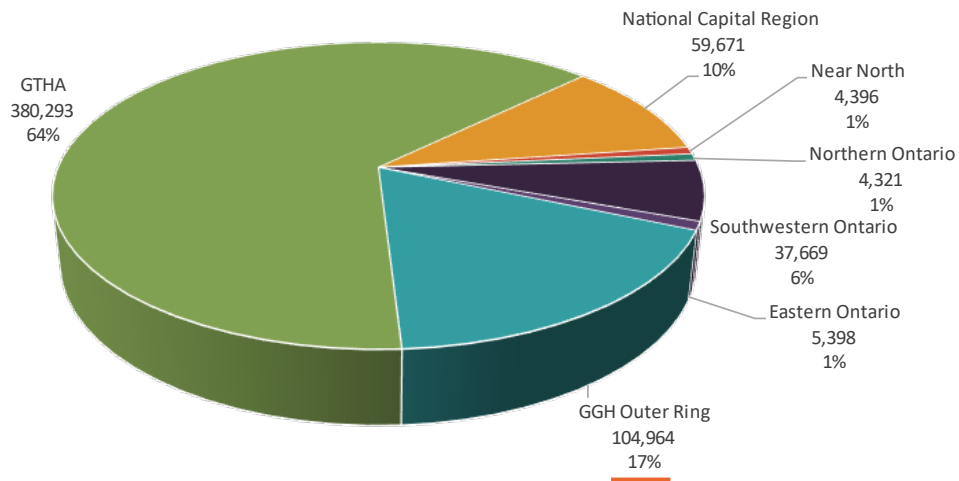
# Where did the growth occur?



2016-2021 Population Growth



2011-2016 Population Growth



## Top 5 Growing Municipalities over 10K

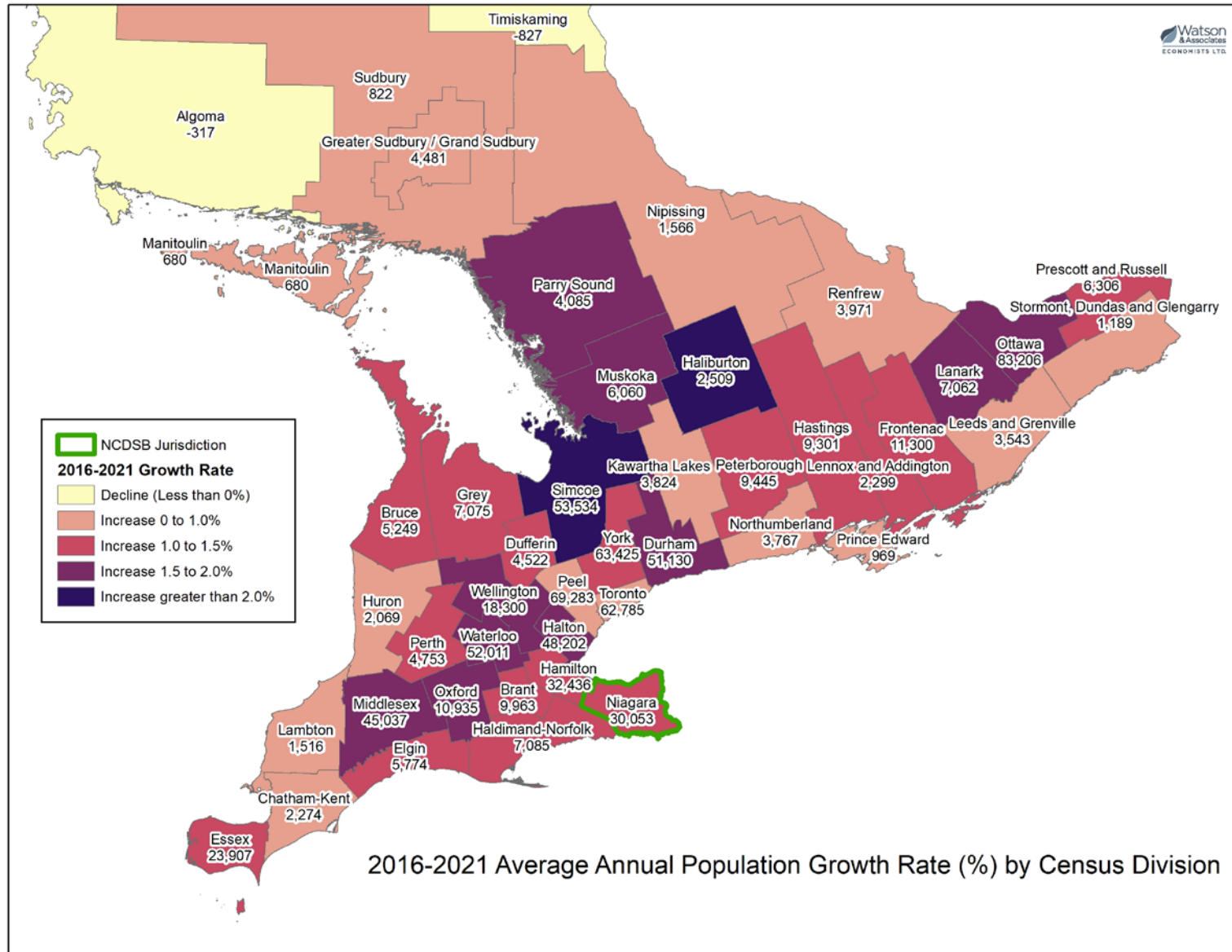
Rank	Municipality	2016-2021% Growth
1	Town of East Gwillimbury	44%
2	Town of New Tecumseth	28%
3	City of Thorold	27%
4	Town of Bradford West Gwillimbury	21%
5	Town of Milton	21%



Growth over the last 5 years has started to move away from the GTHA and into the outer ring and secondary markets (Niagara Region, City of London, Simcoe County)

# NCDSB

## Population Growth 2016-2021



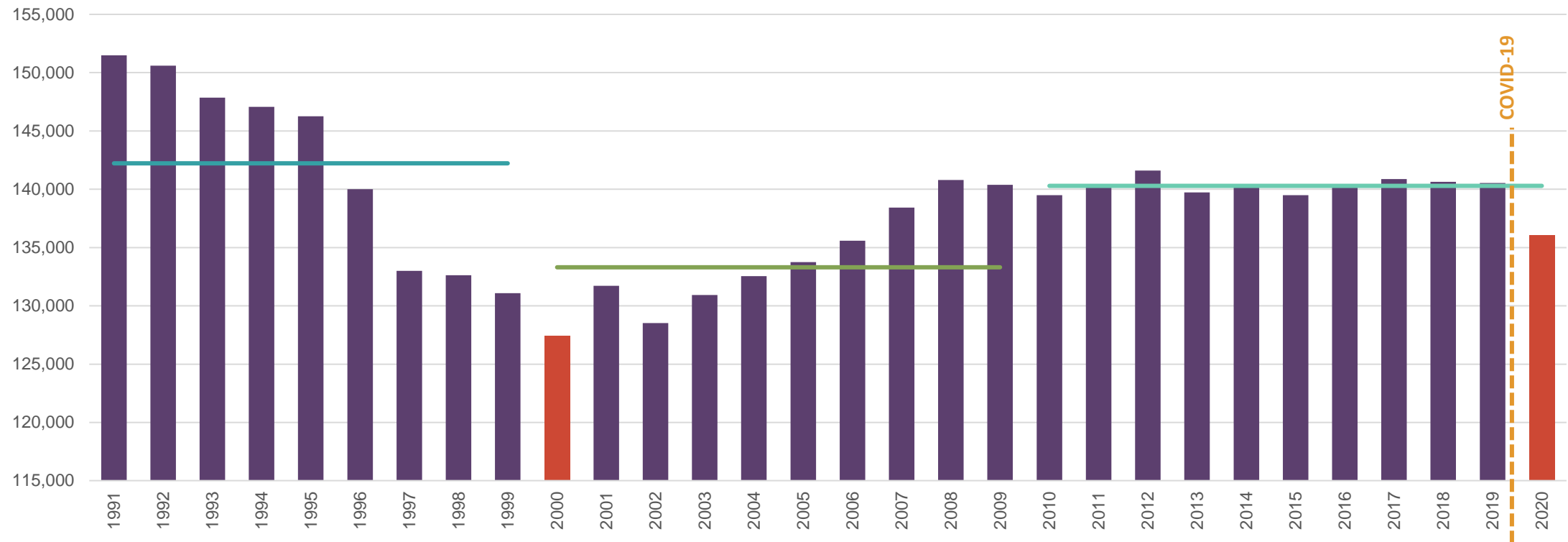
# Ontario Births

## What to Expect



After sharp declines in the late 1990s, births stabilized in the early 2000s. In the last 10 years, births have averaged ~ 140,000

Ontario Live Births



Statistics Canada. Table 13-10-0416-01 Live births, by age of mother.

# Board-Wide Demographics



Population Data	2001 Census	2006 Census	2011 Census	2016 Census	2021 Census
<b>Total Population</b>	<b>410,606</b>	<b>427,412</b>	<b>431,322</b>	<b>447,903</b>	<b>477,939</b>
Pre-School Population (0-3)	16,635	16,443	16,510	16,802	16,981
Elementary School Population (4-13)	52,428	49,470	45,215	45,487	47,859
Secondary School Population (14-18)	27,119	29,315	27,612	24,957	24,870
Population Over 18 Years of Age	314,424	332,184	341,985	360,657	388,229
<i>Females Aged 25-44</i>	57,574	55,307	50,242	50,499	54,249

Dwelling Unit Data	2001 Census	2006 Census	2011 Census	2016 Census	2021 Census
<b>Total Occupied Dwellings:</b>	<b>162,410</b>	<b>169,326</b>	<b>174,686</b>	<b>183,827</b>	<b>195,915</b>
<b>Total Population/Dwelling:</b>	2.53	2.52	2.47	2.44	2.44
<b>Elementary Pop./Dwelling:</b>	0.32	0.29	0.26	0.25	0.24
<b>Secondary Pop./Dwelling:</b>	0.17	0.17	0.16	0.14	0.13

2001-2006		2006-2011		2011-2016		2016-2021	
Absolute Change	% Change	Absolute Change	% Change	Absolute Change	% Change	Absolute Change	% Change
16,806	4.1%	3,910	0.9%	16,581	3.8%	30,036	6.7%
-192	-1.2%	67	0.4%	292	1.8%	179	1.1%
<b>-2,958</b>	<b>-5.6%</b>	<b>-4,255</b>	<b>-8.6%</b>	<b>272</b>	<b>0.6%</b>	<b>2,372</b>	<b>5.2%</b>
2,196	8.1%	-1,703	-5.8%	-2,655	-9.6%	-87	-0.3%
17,760	5.6%	9,801	3.0%	18,672	5.5%	27,572	7.6%
-2,267	-3.9%	-5,065	-9.2%	257	0.5%	3,750	7.4%

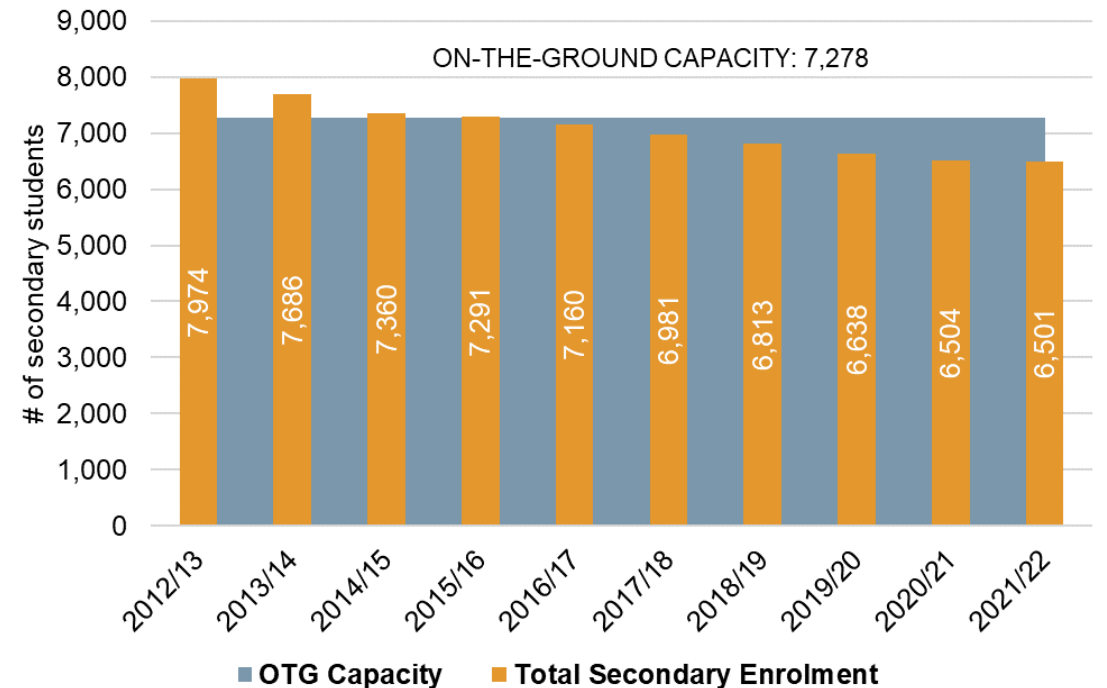
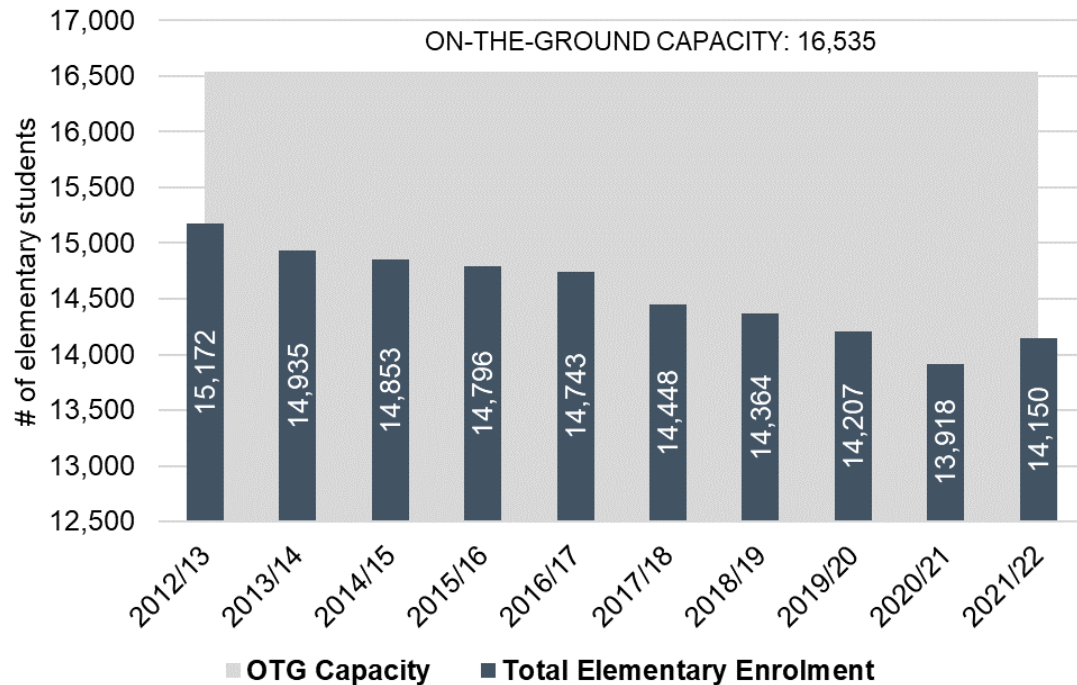
2001 - 2006		2006-2011		2011-2016		2016-2021	
Change	%	Change	%	Change	%	Change	%
6,916	4.3%	5,360	3.2%	9,141	5.2%	12,088	7%
0.00	-0.2%	-0.06	-2.2%	-0.03	-1.3%	0.00	0.1%
-0.03	-9.5%	-0.03	-11.4%	-0.01	-4.4%	0.00	-1.3%
0.01	3.7%	-0.02	-8.7%	-0.02	-14.1%	-0.01	-6.5%

- Elementary Aged Population Increase
- Continued decline in Elementary Pop/Dwelling.

# Historical Enrolment



Historical Enrolment					
Year	2001/02	2006/07	2011/12	2016/17	2021/22
<b>Elementary</b>	16,701	16,365	15,511	14,743	14,150
<b>Secondary</b>	8,066	8,382	8,199	7,160	6,501
<b>Total</b>	<b>24,767</b>	<b>24,747</b>	<b>23,710</b>	<b>21,903</b>	<b>20,651</b>



Note: OTG – On-The-Ground Capacity: Does not include temporary space (portables).



# Board Participation Rates



NCDSB Participation Rates (2001 to 2021)									
	2001	2006	2011	2016	2021	Diff. 01-06	Diff. 06-11	Diff. 11-16	Diff. 16-21
<b>Total Elementary Enrolment</b>	16,701	16,365	15,511	14,743	14,141	- 336	- 854	- 768	- 602
<b>Total Elementary Aged Population</b>	52,429	49,468	45,214	45,490	47,861	- 2,961	- 4,254	276	2,371
<b>Elementary Participation Rates</b>	31.9%	33.1%	34.3%	32.4%	29.5%	1.2%	1.2%	-1.9%	-2.9%
	2001	2006	2011	2016	2021	Diff. 01-06	Diff. 06-11	Diff. 11-16	Diff. 16-21
<b>Total Secondary Enrolment</b>	8,066	8,382	8,199	7,160	6,501	316	- 183	- 1,039	- 659
<b>Total Secondary Aged Population (14-18)</b>	27,119	29,315	27,610	24,961	24,870	2,196	- 1,705	- 2,649	- 91
<b>Secondary Participation Rates</b>	29.7%	28.6%	29.7%	28.7%	26.1%	-1.1%	1.1%	-1.0%	-3%

# Immigration & Religious Participation



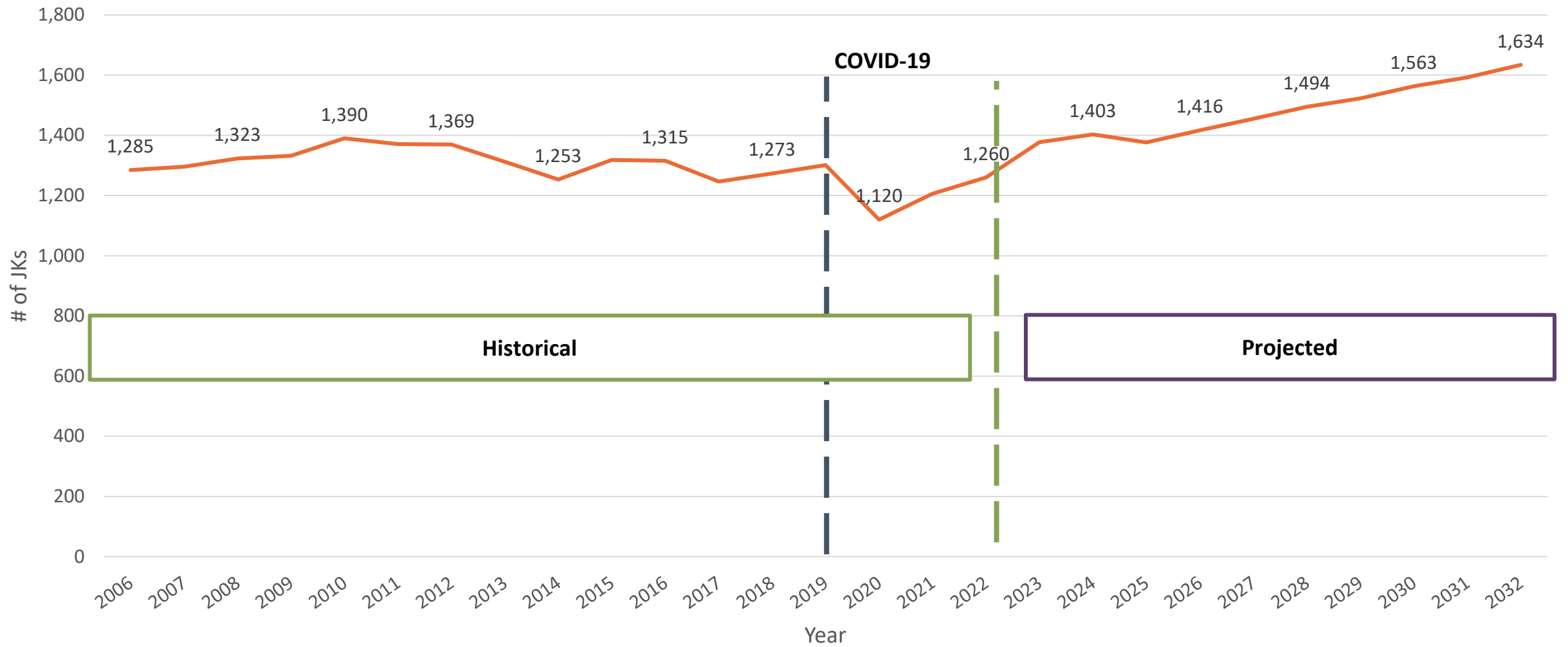
Continent	Population New to Niagara Region 2016-2021
North America	690
South America	1,190
Europe	855
Africa	990
Asia	4,950
Australia	45
Others	0
<b>Total</b>	<b>8,720</b>

1,370 people immigrated from India, 845 from China, and 750 from the Philippines to the Niagara Region between 2016 and 2021.

2011 National Household Survey	2011	
	Niagara Region	Ontario
Population in private households	422,810	12,651,795
Catholic Population	142,810	3,976,610
% Catholic Population	34%	31%
2021 Census of Population	2021	
	Niagara Region	Ontario
Population in private households	469,455	14,031,750
Catholic Population	136,065	3,654,825
% Catholic Population	29%	26%
2011-2021	2011-2021	
	Niagara Region	Ontario
Absolute Change Total Population	46,645	1,379,955
Absolute Change Catholic Population	-6,745	-321,785

Declining proportion of the Ontario and Niagara Region populations are Catholic.

Niagara Region has a greater proportion of Catholic population than Ontario in general.



# Elementary Projections



School	OTG	2016/2017	2021/22	Current 2022/23	Year 1 2023/24	Year 5 2027/28	Year 10 2032/33
Alexander Kuska	458	364	441	482	501	563	604
Assumption	340	169	144	154	156	141	138
Canadian Martyrs	515	511	441	459	455	447	463
Father Hennepin	282	255	277	296	295	372	429
Holy Name	435	457	400	400	415	421	464
Loretto Catholic	392	627	472	441	423	321	336
Mary Ward	400	368	395	381	369	403	432
Notre Dame	259	248	320	311	350	444	494
Our Lady Of Fatima, Grimsby CES	541	537	551	548	559	592	744
Our Lady Of Fatima, St. Catherines CES	283	244	322	338	335	350	388
Our Lady of Mt.Carmel	504	375	679	725	743	831	999
Our Lady of the Holy Rosary	677	621	620	650	657	667	771
Our Lady of Victory	507	421	262	254	246	250	294
Sacred Heart	305	283	298	285	332	479	635
St Ann, Fenwick CES	144	147	129	132	129	138	146
St Ann, St. Catherines CES	389	339	331	338	336	319	304
St Mary, Niagara Falls CES	235	187	195	222	222	233	233
St Mary, Welland CES	386	187	163	167	172	211	227
St Patrick, Niagara Falls CES	306	186	181	173	174	163	185
St. Alexander	423	416	430	455	459	564	662
St. Alfred	472	440	341	330	324	321	327
St. Andrew	401	222	255	290	299	329	333
St. Anthony	579	494	399	357	367	357	378

School	OTG	2016/2017	2021/22	Current 2022/23	Year 1 2023/24	Year 5 2027/28	Year 10 2032/33
Alexander Kuska	458	79%	96%	105%	109%	123%	132%
Assumption	340	50%	42%	45%	46%	41%	41%
Canadian Martyrs	515	99%	86%	89%	88%	87%	90%
Father Hennepin	282	90%	98%	105%	105%	132%	152%
Holy Name	435	105%	92%	92%	95%	97%	107%
Loretto Catholic	392	160%	120%	113%	108%	82%	86%
Mary Ward	400	92%	99%	95%	92%	101%	108%
Notre Dame	259	96%	124%	120%	135%	172%	191%
Our Lady Of Fatima, Grimsby CES	541	99%	102%	101%	103%	109%	137%
Our Lady Of Fatima, St. Catherines CES	283	86%	114%	119%	118%	124%	137%
Our Lady of Mt.Carmel	504	74%	135%	144%	147%	165%	198%
Our Lady of the Holy Rosary	677	92%	92%	96%	97%	99%	114%
Our Lady of Victory	507	83%	52%	50%	49%	49%	58%
Sacred Heart	305	93%	98%	93%	109%	157%	208%
St Ann, Fenwick CES	144	102%	90%	92%	90%	96%	101%
St Ann, St. Catherines CES	389	87%	85%	87%	86%	82%	78%
St Mary, Niagara Falls CES	235	80%	83%	94%	94%	99%	99%
St Mary, Welland CES	386	48%	42%	43%	45%	55%	59%
St Patrick, Niagara Falls CES	306	61%	59%	57%	57%	53%	60%
St. Alexander	423	98%	102%	108%	109%	133%	157%
St. Alfred	472	93%	72%	70%	69%	68%	69%
St. Andrew	401	55%	64%	72%	75%	82%	83%
St. Anthony	579	85%	69%	62%	63%	62%	65%

Note: OTG – On-The-Ground Capacity: Does not include temporary space (portables).

Note: Based on historical October 31 enrolment data.

Less than 70%
Greater than 120%

# ...Elementary Projections



School	OTG	2016/2017	2021/22	Current 2022/23	Year 1 2023/24	Year 5 2027/28	Year 10 2032/33
St. Augustine	236	149	142	168	165	171	160
St. Christopher	190	202	197	226	227	242	264
St. Denis	366	326	277	291	269	258	252
St. Edward	191	199	98	114	112	112	129
St. Elizabeth	187	108	77	86	85	97	114
St. Gabriel Lalemant	237	177	143	151	156	160	149
St. George	284	213	218	219	208	201	212
St. James	271	286	196	192	197	182	187
St. John	341	343	377	370	370	388	492
St. John Bosco	258	254	187	182	184	189	204
St. John Henry Newman	518	548	482	479	479	408	324
St. Joseph, Grimsby	262	272	243	234	228	239	263
St. Joseph, Fort Erie	188	124	107	103	110	117	131
St. Kevin	424	360	307	335	348	369	389
St. Mark	508	630	661	683	702	710	716
St. Martin	454	387	508	519	553	583	660
St. Michael	331	352	267	261	273	284	322
St. Nicholas	256	187	169	165	176	197	225
St. Patrick, Port Colborne	164	166	147	140	144	160	209
St. Peter	238	232	257	261	264	263	289
St. Philomena	234	225	242	259	257	284	305
St. Teresa of Calcutta	329	286	237	227	226	249	248
St. Theresa	222	168	201	205	216	257	311
St. Therese	281	171	164	180	184	191	211
St. Vincent de Paul	332	280	191	208	210	212	195
<b>Total</b>	<b>16,535</b>	<b>14,743</b>	<b>14,141</b>	<b>14,446</b>	<b>14,664</b>	<b>15,438</b>	<b>16,945</b>

School	OTG	2016/2017	2021/22	Current 2022/23	Year 1 2023/24	Year 5 2027/28	Year 10 2032/33
St. Augustine	236	63%	60%	71%	70%	73%	68%
St. Christopher	190	106%	104%	119%	119%	127%	139%
St. Denis	366	89%	76%	80%	74%	70%	69%
St. Edward	191	104%	51%	60%	58%	59%	68%
St. Elizabeth	187	58%	41%	46%	45%	52%	61%
St. Gabriel Lalemant	237	75%	60%	64%	66%	68%	63%
St. George	284	75%	77%	77%	73%	71%	75%
St. James	271	106%	72%	71%	73%	67%	69%
St. John	341	101%	111%	109%	109%	114%	144%
St. John Bosco	258	98%	72%	71%	71%	73%	79%
St. John Henry Newman	518	106%	93%	92%	92%	79%	63%
St. Joseph, Grimsby	262	104%	93%	89%	87%	91%	101%
St. Joseph, Fort Erie	188	66%	57%	55%	59%	62%	69%
St. Kevin	424	85%	72%	79%	82%	87%	92%
St. Mark	508	124%	130%	134%	138%	140%	141%
St. Martin	454	85%	112%	114%	122%	128%	145%
St. Michael	331	106%	81%	79%	83%	86%	97%
St. Nicholas	256	73%	66%	64%	69%	77%	88%
St. Patrick, Port Colborne	164	101%	90%	85%	88%	98%	127%
St. Peter	238	97%	108%	110%	111%	110%	121%
St. Philomena	234	96%	103%	111%	110%	121%	130%
St. Teresa of Calcutta	329	87%	72%	69%	69%	76%	75%
St. Theresa	222	76%	91%	92%	97%	116%	140%
St. Therese	281	61%	58%	64%	66%	68%	75%
St. Vincent de Paul	332	84%	58%	63%	63%	64%	59%
<b>Total</b>	<b>16,535</b>	<b>89%</b>	<b>86%</b>	<b>87%</b>	<b>89%</b>	<b>93%</b>	<b>102%</b>

Note: OTG – On-The-Ground Capacity: Does not include temporary space (portables).

Note: Based on historical October 31 enrolment data.

Less than 70%
Greater than 120%

# Secondary Projections



School	OTG	2016/2017	2021/22	Current 2022/23	Year 1 2023/24	Year 5 2027/28	Year 10 2032/33
Blessed Trinity SS	1,026	1,043	1,101	1,117	1,108	1,256	1,320
Denis Morris SS	915	1,012	819	824	816	856	886
Holy Cross SS	1,038	676	614	614	607	565	544
Lakeshore CHS	1,062	977	670	674	671	612	575
Notre Dame CHS	1,038	1,181	979	978	976	1,022	1,155
Saint Francis SS	450	587	532	531	517	480	474
Saint Michael CHS	954	866	1,017	1,030	1,088	1,324	1,329
Saint Paul CHS	795	818	608	652	658	597	660
<b>Total</b>	<b>7,278</b>	<b>7,160</b>	<b>6,340</b>	<b>6,420</b>	<b>6,440</b>	<b>6,713</b>	<b>6,943</b>

School	OTG	2016/2017	2021/22	Current 2022/23	Year 1 2023/24	Year 5 2027/28	Year 10 2032/33
Blessed Trinity SS	1,026	102%	107%	109%	108%	122%	129%
Denis Morris SS	915	111%	90%	90%	89%	94%	97%
Holy Cross SS	1,038	65%	59%	59%	58%	54%	52%
Lakeshore CHS	1,062	92%	63%	63%	63%	58%	54%
Notre Dame CHS	1,038	114%	94%	94%	94%	98%	111%
Saint Francis SS	450	130%	118%	118%	115%	107%	105%
Saint Michael HS	954	91%	107%	108%	114%	139%	139%
Saint Paul CHS	795	103%	76%	82%	83%	75%	83%
<b>Total</b>	<b>7,278</b>	<b>98%</b>	<b>87%</b>	<b>88%</b>	<b>88%</b>	<b>92%</b>	<b>95%</b>

Note: OTG – On-The-Ground Capacity: Does not include temporary space (portables).

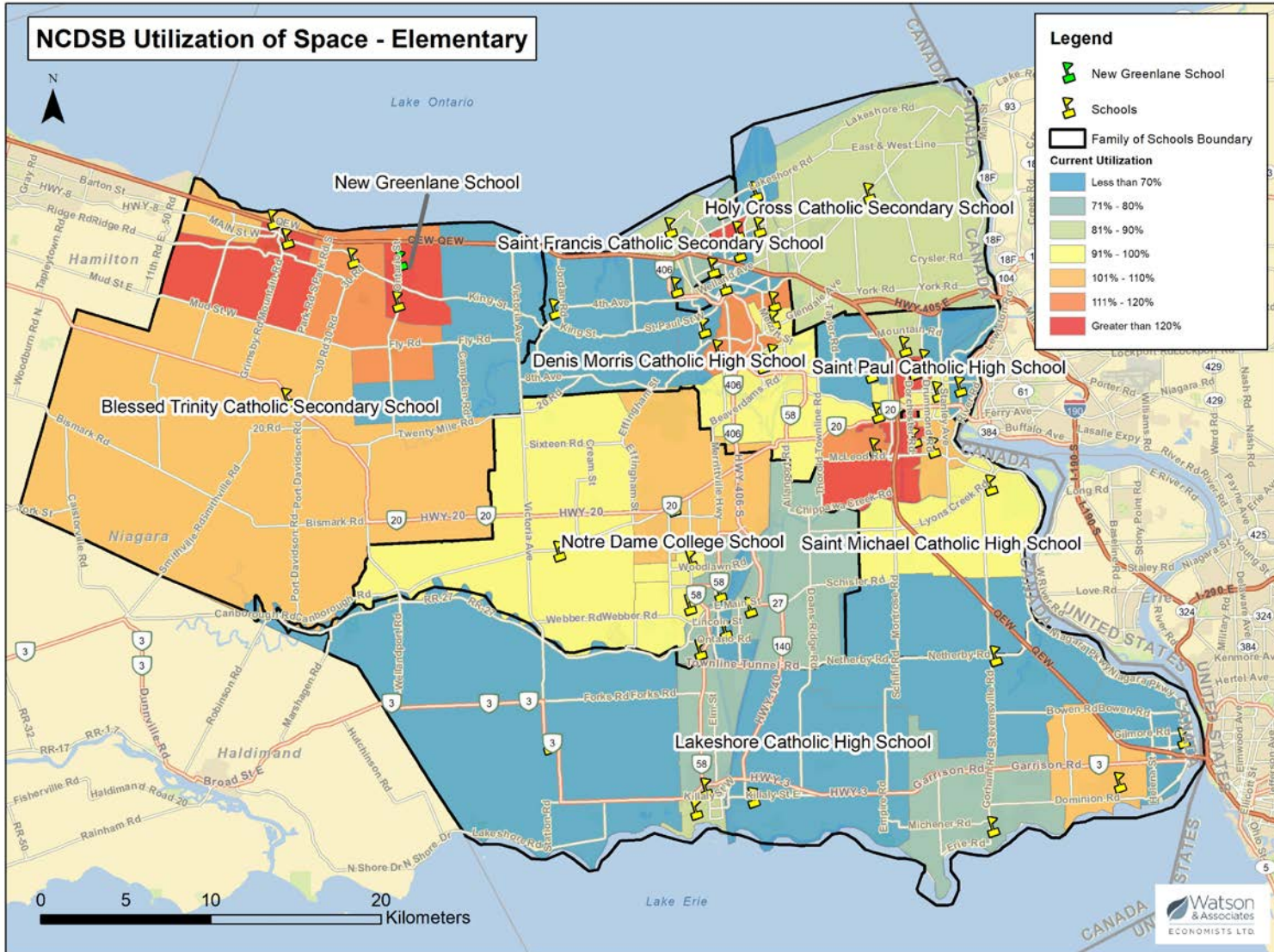
Note: Based on historical October 31 enrolment data.

Less than 70%
Greater than 120%



# NCDSB

## Current Utilization of Space - Elementary



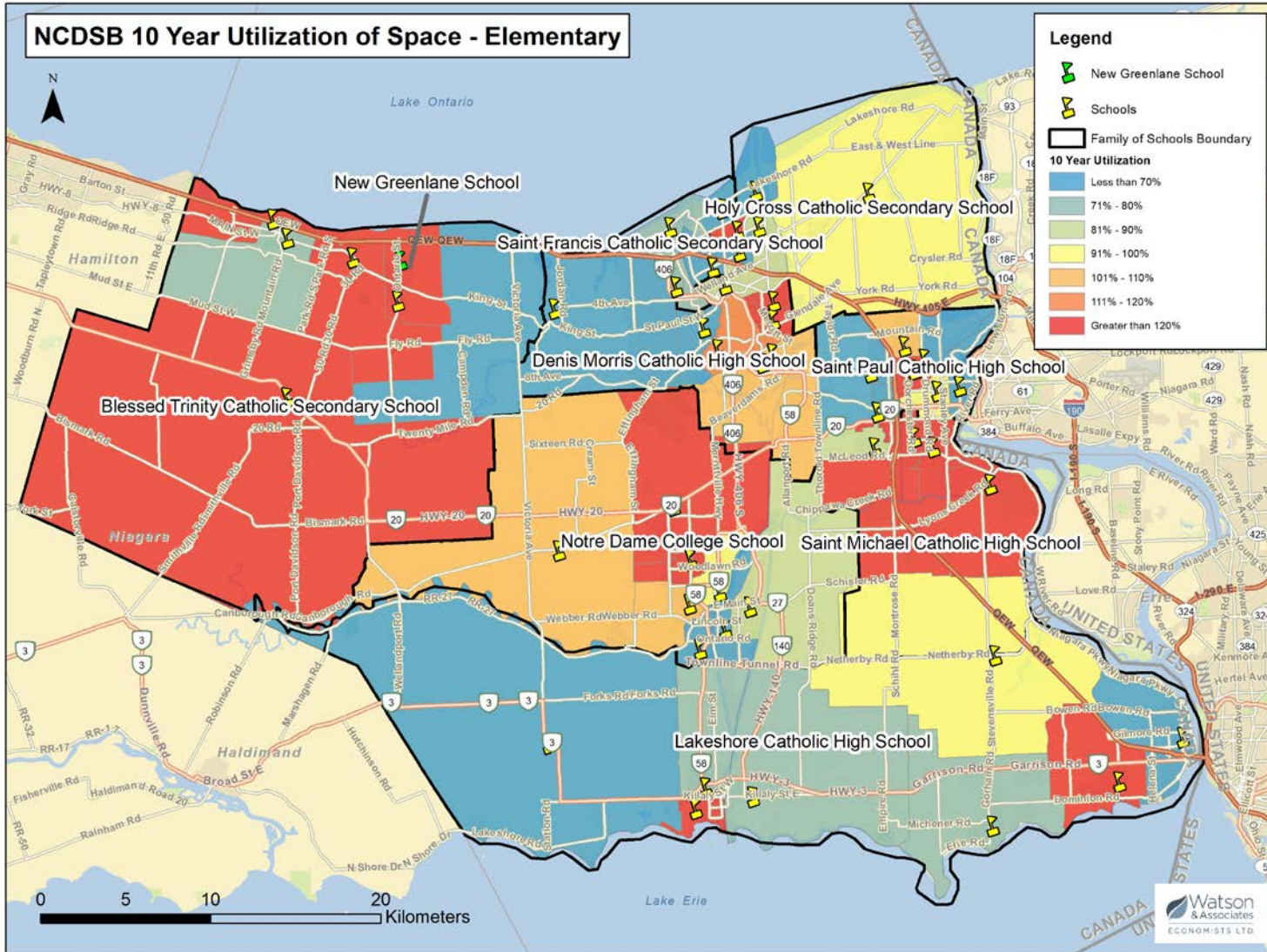
Elementary			
Family of Schools	OTG	2022/23	
		Enrolment	Utilization Rate
<b>Blessed Trinity Secondary Family of Schools</b>	2,297	2,468	107%
<b>Denis Morris Secondary Family of Schools</b>	2,162	1,864	86%
<b>Holy Cross Secondary Family of Schools</b>	1,941	1,542	79%
<b>Lakeshore Catholic Secondary Family of Schools</b>	2,103	1,423	68%
<b>Notre Dame College Family of Schools</b>	2,907	2,429	84%
<b>Saint Francis Secondary Family of Schools</b>	1,355	1,048	77%
<b>Saint Michael Secondary Family of Schools</b>	1,483	1,747	118%
<b>Saint Paul Secondary Family of Schools</b>	2,287	1,925	84%
<b>Total</b>	<b>16,535</b>	<b>14,446</b>	<b>87%</b>

Note: OTG – On-The-Ground Capacity: Does not include temporary space (portables).



# NCDSB

## 10-Year Utilization of Space – Elementary



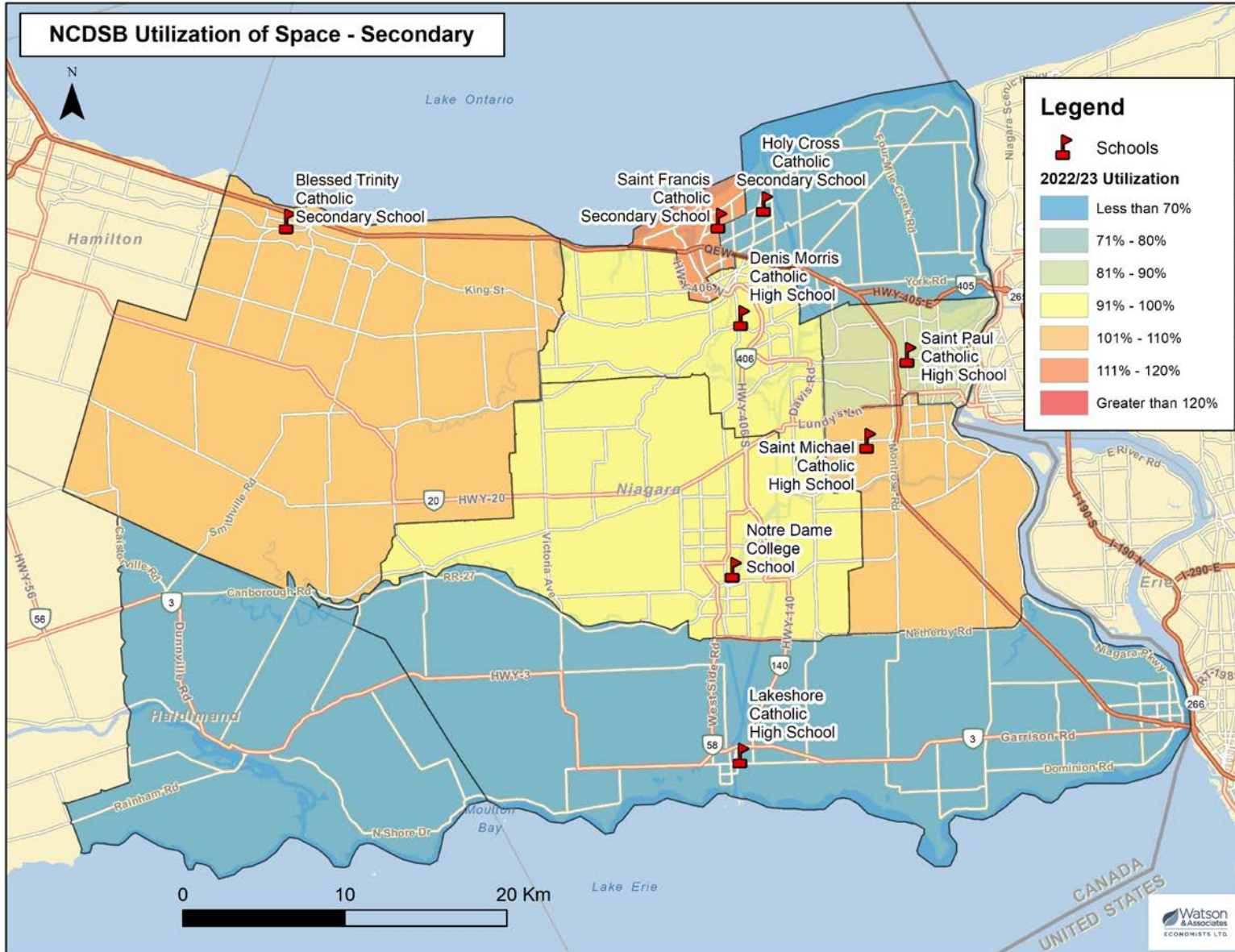
Elementary			
Family of Schools	OTG	2022/23	
		Enrolment	Utilization Rate
<b>Blessed Trinity Secondary Family of Schools</b>	2,297	3,004	131%
<b>Denis Morris Secondary Family of Schools</b>	2,162	2,237	103%
<b>Holy Cross Secondary Family of Schools</b>	1,941	1,639	84%
<b>Lakeshore Catholic Secondary Family of Schools</b>	2,103	1,679	80%
<b>Notre Dame College Family of Schools</b>	2,907	2,985	103%
<b>Saint Francis Secondary Family of Schools</b>	1,355	991	73%
<b>Saint Michael Secondary Family of Schools</b>	1,483	2,399	162%
<b>Saint Paul Secondary Family of Schools</b>	2,287	2,011	88%
<b>Total</b>	<b>16,535</b>	<b>16,945</b>	<b>102%</b>

Note: OTG – On-The-Ground Capacity: Does not include temporary space (portables).



# NCDSB

## Current Utilization of Space - Secondary

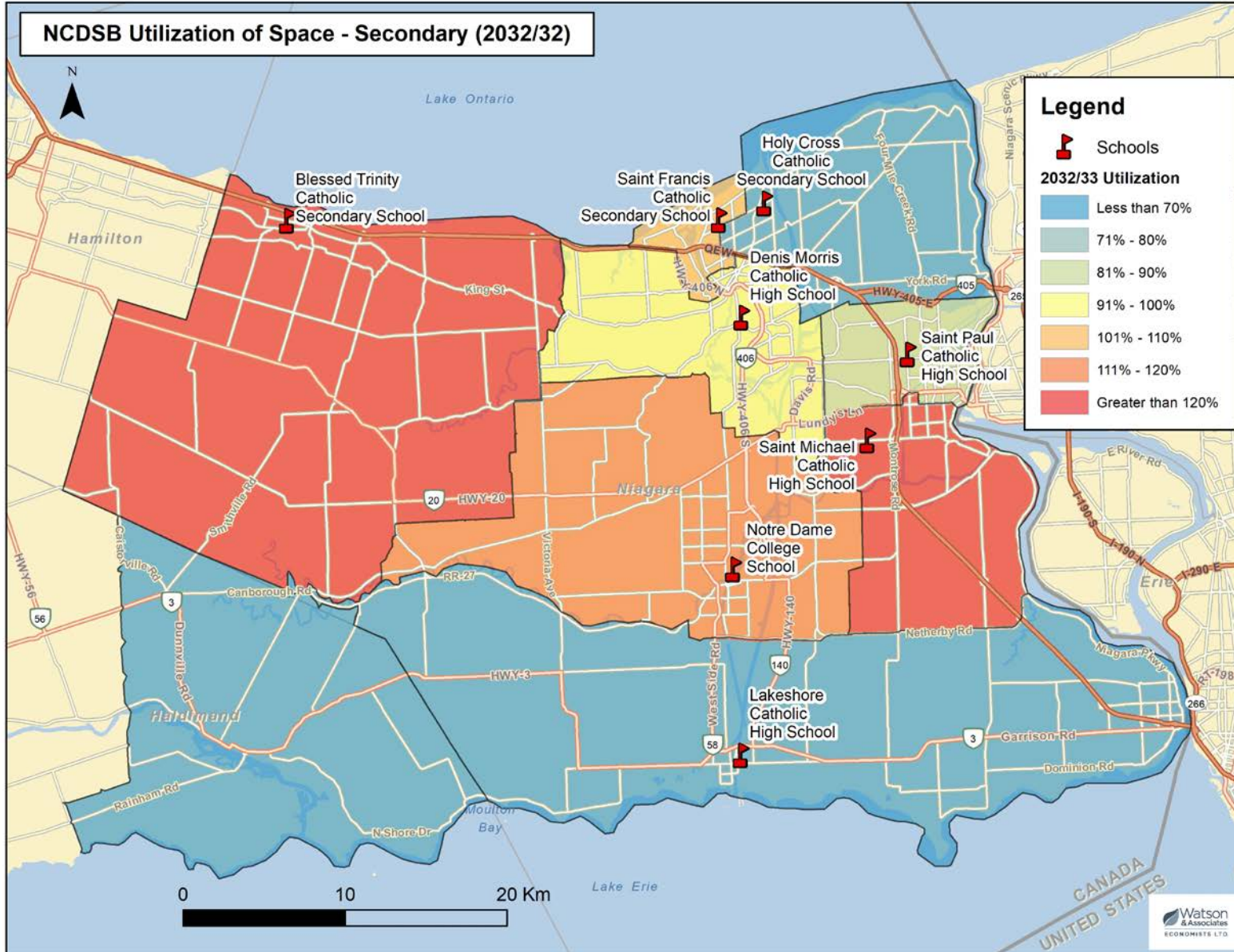


Secondary			
Family of Schools	OTG	2022/23	
		Enrolment	Utilization Rate
<b>Blessed Trinity SS</b>	1,026	1,117	109%
<b>Denis Morris SS</b>	915	824	90%
<b>Holy Cross SS</b>	1,038	614	59%
<b>Lakeshore CHS</b>	1,062	674	63%
<b>Notre Dame CHS</b>	1,038	978	94%
<b>Saint Francis SS</b>	450	531	118%
<b>Saint Michael CHS</b>	954	1,030	108%
<b>Saint Paul CHS</b>	795	652	82%
<b>Total</b>	<b>7,278</b>	<b>6,420</b>	<b>88%</b>

Note: OTG – On-The-Ground Capacity: Does not include temporary space (portables).

# NCDSB

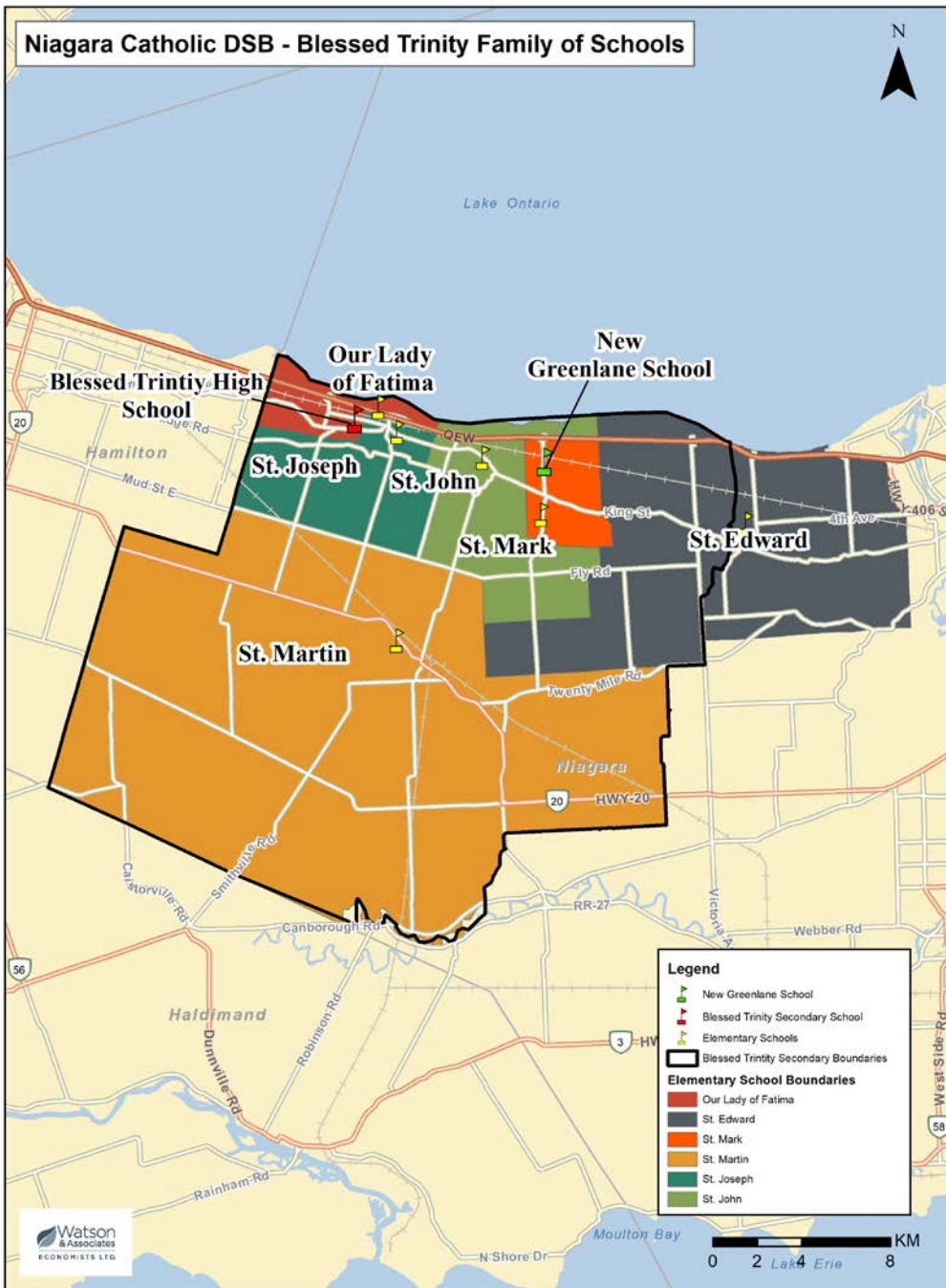
## 10-Year Utilization of Space – Secondary



Secondary			
Family of Schools	OTG	2032/33	
		Enrolment	Utilization Rate
<b>Blessed Trinity SS</b>	1,026	1,320	129%
<b>Denis Morris SS</b>	915	886	97%
<b>Holy Cross SS</b>	1,038	544	52%
<b>Lakeshore CHS</b>	1,062	575	54%
<b>Notre Dame CHS</b>	1,038	1,155	111%
<b>Saint Francis SS</b>	450	474	105%
<b>Saint Michael CHS</b>	954	1,329	139%
<b>Saint Paul CHS</b>	795	660	83%
<b>Total</b>	<b>7,278</b>	<b>6,943</b>	<b>95%</b>

Note: OTG – On-The-Ground Capacity: Does not include temporary space (portables).





# Projections By Family Of Schools

## Example : Blessed Trinity Family of Schools



Blessed Trinity Secondary Family of Schools										
School	OTG	2016/2017	2021/22	Current 2022/23	Year 1 2023/24	Year 5 2027/28	Year 10 2032/33		2022-2027	2022-2032
Our Lady Of Fatima, Grimsby CES	541	537	551	548	559	592	744		44	196
St. Edward	191	199	98	114	112	112	129		-2	15
St. John	341	343	377	370	370	388	492		18	122
St. Joseph	262	272	243	234	228	239	263		5	29
St. Mark	508	630	661	683	702	710	716		27	33
St. Martin	454	387	508	519	553	583	660		64	141
<b>Total Elementary</b>	<b>2,297</b>	<b>2,368</b>	<b>2,438</b>	<b>2,468</b>	<b>2,523</b>	<b>2,624</b>	<b>3,004</b>		<b>156</b>	<b>536</b>
<b>Blessed Trinity SS</b>	<b>1,026</b>	<b>1,043</b>	<b>1,101</b>	<b>1,117</b>	<b>1,108</b>	<b>1,256</b>	<b>1,320</b>		<b>271</b>	<b>862</b>

Blessed Trinity Secondary Family of Schools								
School	OTG	2016/2017	2021/22	Current 2022/23	Year 1 2023/24	Year 5 2027/28	Year 10 2032/33	
Our Lady Of Fatima, Grimsby CES	541	99%	102%	101%	103%	109%	137%	
St. Edward	191	104%	51%	60%	58%	59%	68%	
St. John	341	101%	111%	109%	109%	114%	144%	
St. Joseph	262	104%	93%	89%	87%	91%	101%	
St. Mark	508	124%	130%	134%	138%	140%	141%	
St. Martin	454	85%	112%	114%	122%	128%	145%	
<b>Total Elementary</b>	<b>2,297</b>	<b>103%</b>	<b>106%</b>	<b>107%</b>	<b>110%</b>	<b>114%</b>	<b>131%</b>	
<b>Blessed Trinity SS</b>	<b>1,026</b>	<b>102%</b>	<b>107%</b>	<b>109%</b>	<b>108%</b>	<b>122%</b>	<b>129%</b>	

Note: OTG – On-The-Ground Capacity: Does not include temporary space (portables).

Less than 70%  
Greater than 120%



## Next Steps

- Ad Hoc Attendance Area Review for the new elementary school in Beamsville – Spring 2023
- Long-Term Accommodation Plan Update – Fall 2023
  - Future Boundary/Program Reviews will be informed by the completed Long-Term Accommodation Plan
- Staff will continue to respond to Ministry requests and monitor enrollment and development trends on an ongoing basis

QUESTIONS?



 **Watson  
& Associates**  
ECONOMISTS LTD.

# Enrolment Projections: Appendix Projections By Family Of Schools

---

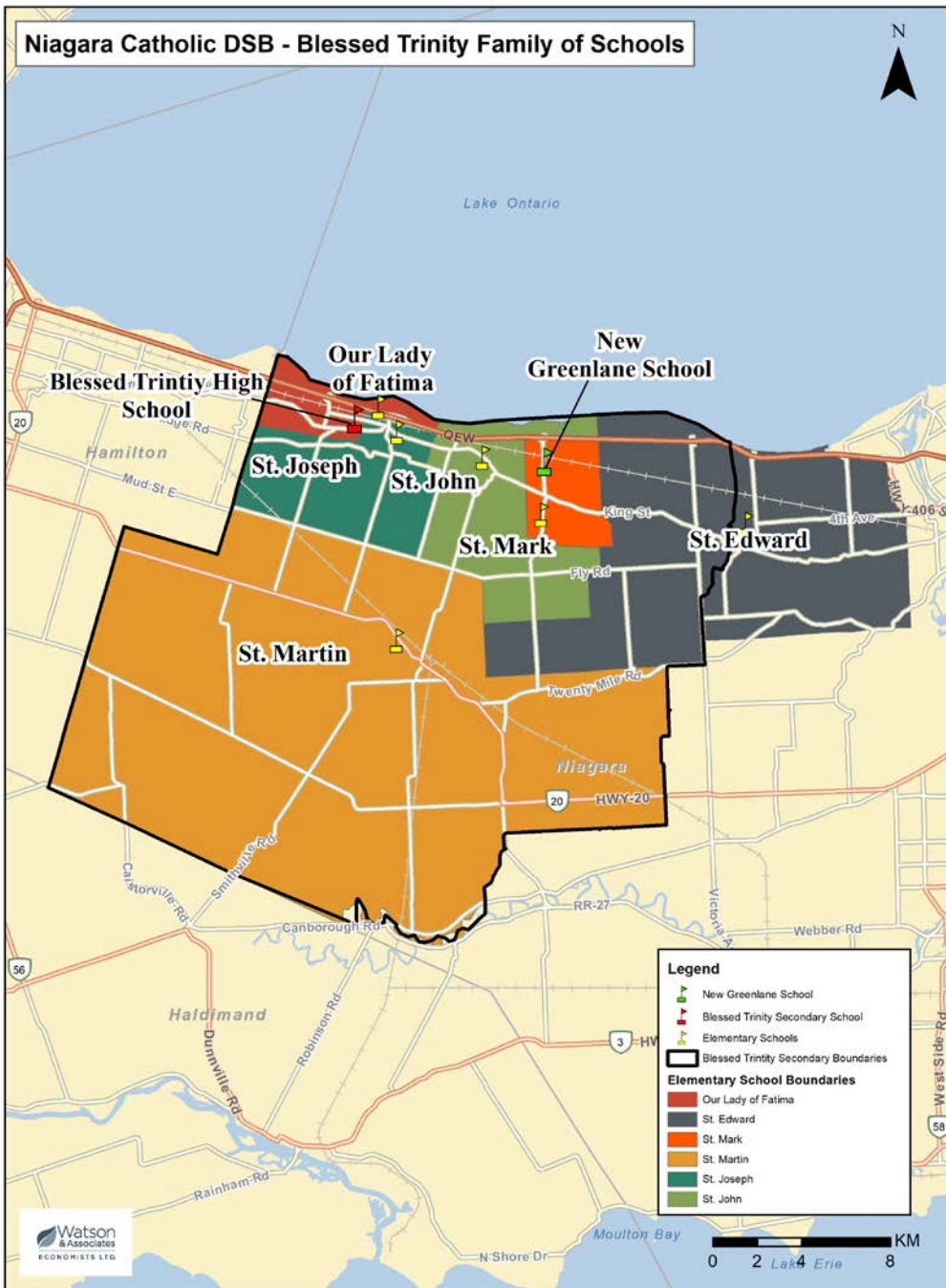
Niagara Catholic District School Board

March 2023

# APPENDIX

## Projections by Family of Schools





# Blessed Trinity Family of Schools



Blessed Trinity Secondary Family of Schools										
School	OTG	2016/2017	2021/22	Current 2022/23	Year 1 2023/24	Year 5 2027/28	Year 10 2032/33		2022-2027	2022-2032
Our Lady Of Fatima, Grimsby CES	541	537	551	548	559	592	744		44	196
St. Edward	191	199	98	114	112	112	129		-2	15
St. John	341	343	377	370	370	388	492		18	122
St. Joseph	262	272	243	234	228	239	263		5	29
St. Mark	508	630	661	683	702	710	716		27	33
St. Martin	454	387	508	519	553	583	660		64	141
<b>Total Elementary</b>	<b>2,297</b>	<b>2,368</b>	<b>2,438</b>	<b>2,468</b>	<b>2,523</b>	<b>2,624</b>	<b>3,004</b>		<b>156</b>	<b>536</b>
<b>Blessed Trinity SS</b>	<b>1,026</b>	<b>1,043</b>	<b>1,101</b>	<b>1,117</b>	<b>1,108</b>	<b>1,256</b>	<b>1,320</b>		<b>271</b>	<b>862</b>

Blessed Trinity Secondary Family of Schools								
School	OTG	2016/2017	2021/22	Current 2022/23	Year 1 2023/24	Year 5 2027/28	Year 10 2032/33	
Our Lady Of Fatima, Grimsby CES	541	99%	102%	101%	103%	109%	137%	
St. Edward	191	104%	51%	60%	58%	59%	68%	
St. John	341	101%	111%	109%	109%	114%	144%	
St. Joseph	262	104%	93%	89%	87%	91%	101%	
St. Mark	508	124%	130%	134%	138%	140%	141%	
St. Martin	454	85%	112%	114%	122%	128%	145%	
<b>Total Elementary</b>	<b>2,297</b>	<b>103%</b>	<b>106%</b>	<b>107%</b>	<b>110%</b>	<b>114%</b>	<b>131%</b>	
<b>Blessed Trinity SS</b>	<b>1,026</b>	<b>102%</b>	<b>107%</b>	<b>109%</b>	<b>108%</b>	<b>122%</b>	<b>129%</b>	

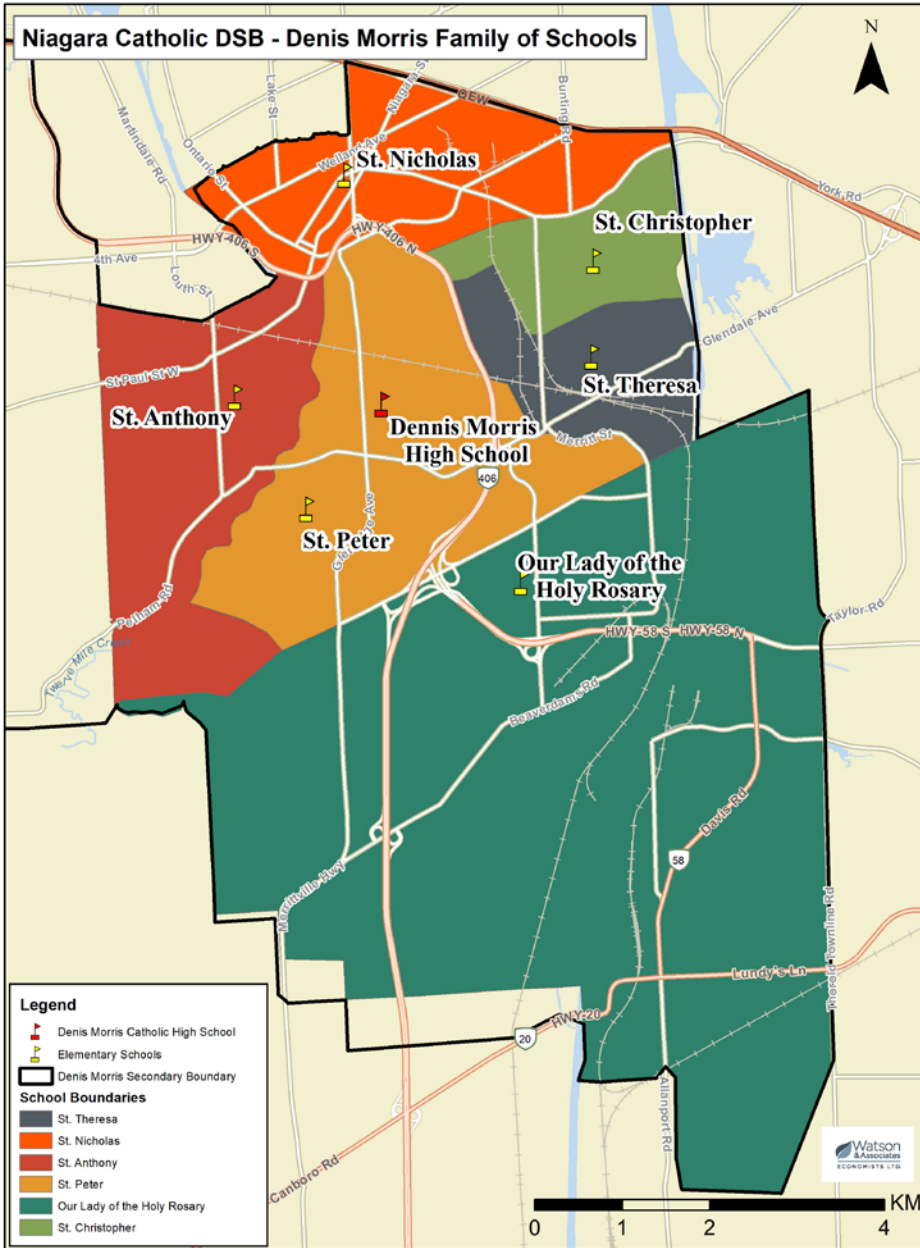
Note: OTG – On-The-Ground Capacity: Does not include temporary space (portables).

Less than 70%  
Greater than 120%





# Denis Morris Family of Schools



Denis Morris Secondary Family of Schools									
School	OTG	2016/2017	2021/22	Current 2022/23	Year 1 2023/24	Year 5 2027/28	Year 10 2032/33	2022-2027	2022-2032
Our Lady of the Holy Rosary	677	621	620	650	657	667	771	17	121
St. Anthony	579	494	399	357	367	357	378	0	21
St. Christopher	190	202	197	226	227	242	264	16	38
St. Nicholas	256	187	169	165	176	197	225	32	60
St. Peter	238	232	257	261	264	263	289	2	28
St. Theresa	222	168	201	205	216	257	311	52	106
<b>Total Elementary</b>	<b>2,162</b>	<b>1,904</b>	<b>1,843</b>	<b>1,864</b>	<b>1,906</b>	<b>1,983</b>	<b>2,237</b>	<b>119</b>	<b>373</b>
<b>Denis Morris SS</b>	<b>915</b>	<b>1,012</b>	<b>819</b>	<b>824</b>	<b>816</b>	<b>856</b>	<b>886</b>	<b>221</b>	<b>605</b>

Note: Our Lady of the Holy Rosary is the consolidation of St. Charles and Monsignor Clancy.

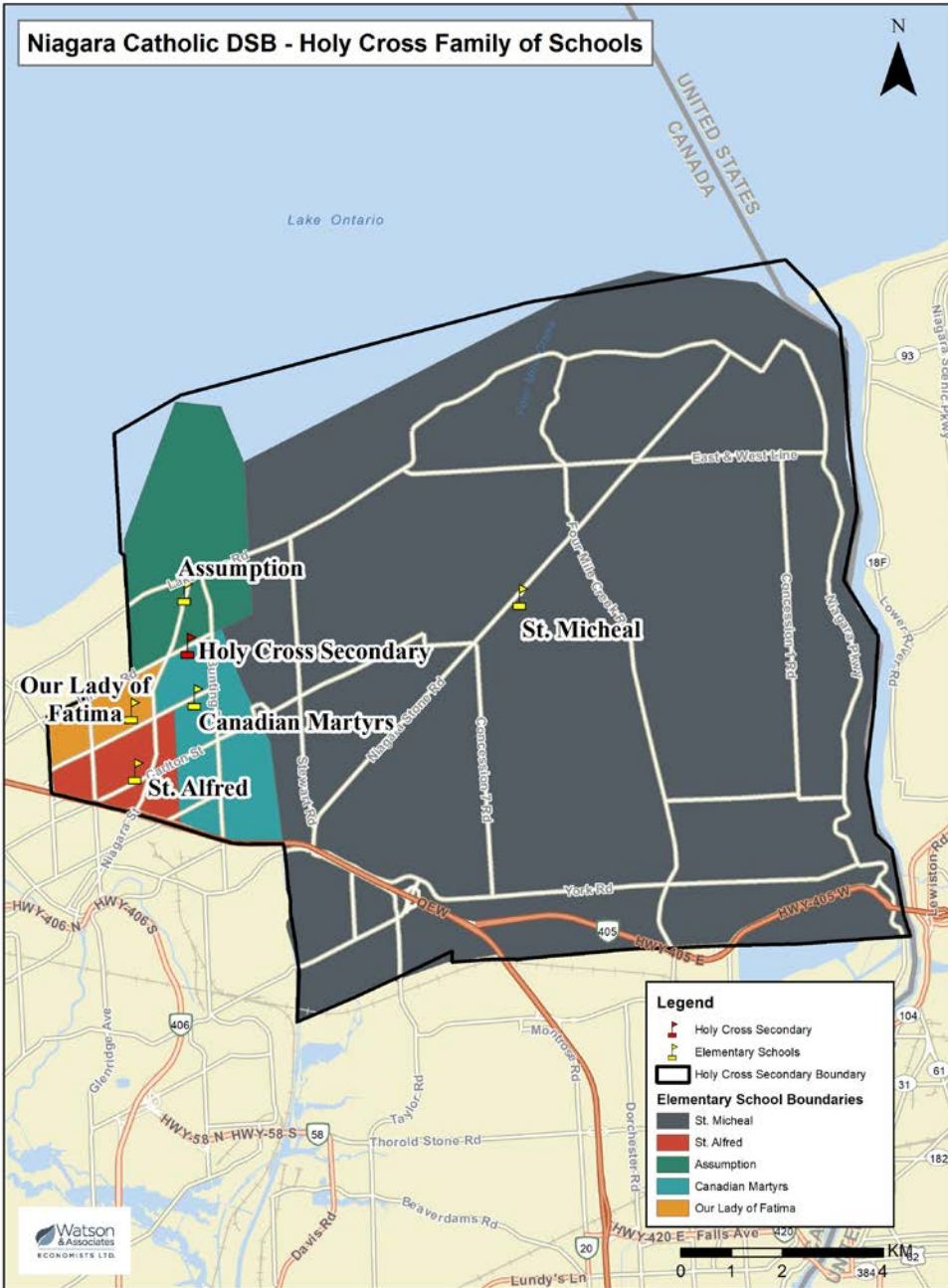
Denis Morris Secondary Family of Schools							
School	OTG	2016/2017	2021/22	Current 2022/23	Year 1 2023/24	Year 5 2027/28	Year 10 2032/33
Our Lady of the Holy Rosary	677	92%	92%	96%	97%	99%	114%
St. Anthony	579	85%	69%	62%	63%	62%	65%
St. Christopher	190	106%	104%	119%	119%	127%	139%
St. Nicholas	256	73%	66%	64%	69%	77%	88%
St. Peter	238	97%	108%	110%	111%	110%	121%
St. Theresa	222	76%	91%	92%	97%	116%	140%
<b>Total Elementary</b>	<b>2,162</b>	<b>88%</b>	<b>85%</b>	<b>86%</b>	<b>88%</b>	<b>92%</b>	<b>103%</b>
<b>Denis Morris SS</b>	<b>915</b>	<b>111%</b>	<b>90%</b>	<b>90%</b>	<b>89%</b>	<b>94%</b>	<b>97%</b>

Note: OTG – On-The-Ground Capacity: Does not include temporary space (portables).

Less than 70%  
Greater than 120%



# Holy Cross Family of Schools



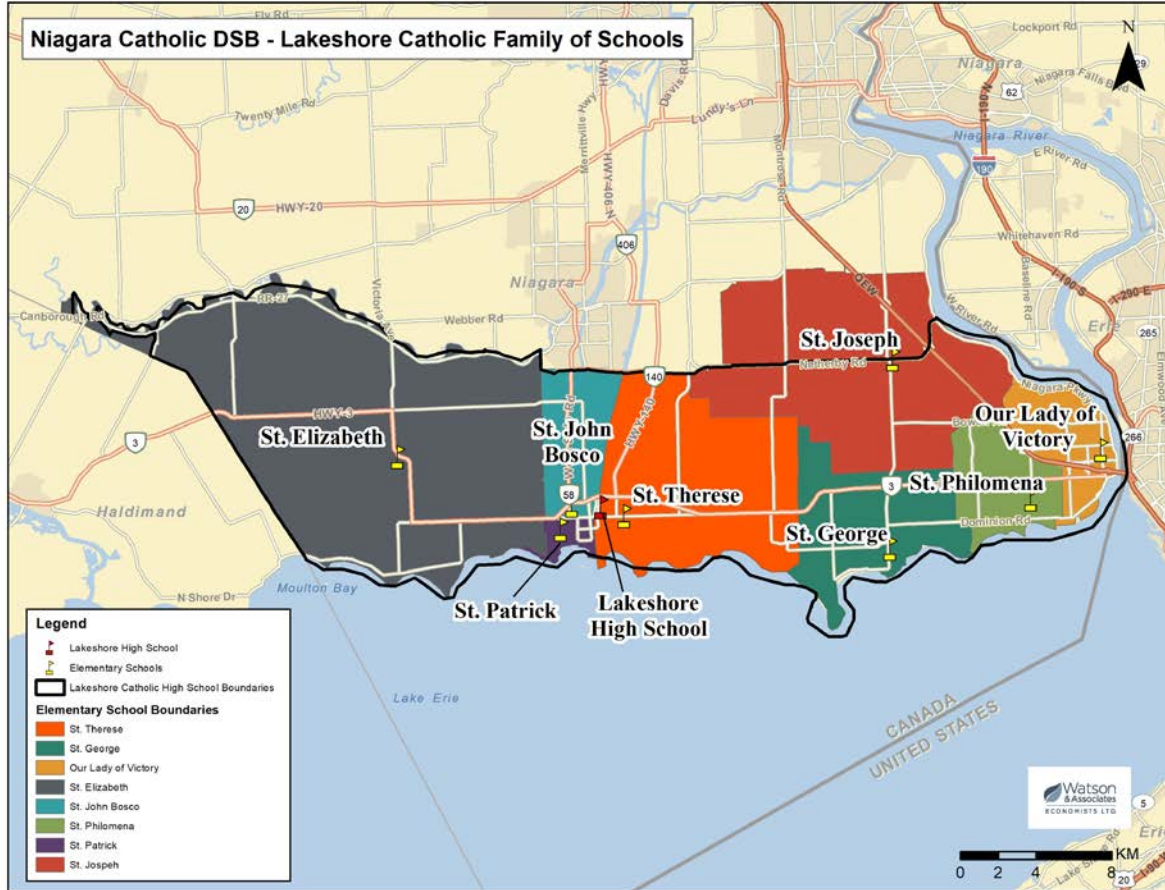
Holy Cross Secondary Family of Schools										
School	OTG	2016/2017	2021/22	Current 2022/23	Year 1 2023/24	Year 5 2027/28	Year 10 2032/33		2022-2027	2022-2032
Assumption	340	169	144	154	156	141	138		-13	-16
Canadian Martyrs	515	511	441	459	455	447	463		-12	4
Our Lady Of Fatima, St. Catherines CES	283	244	322	338	335	350	388		12	50
St. Alfred	472	440	341	330	324	321	327		-9	-3
St. Michael	331	352	267	261	273	284	322		23	61
<b>Total Elementary</b>	<b>1,941</b>	<b>1,716</b>	<b>1,515</b>	<b>1,542</b>	<b>1,543</b>	<b>1,543</b>	<b>1,639</b>		<b>1</b>	<b>97</b>
<b>Holy Cross SS</b>	<b>1,038</b>	<b>676</b>	<b>614</b>	<b>614</b>	<b>607</b>	<b>565</b>	<b>544</b>		<b>27</b>	<b>206</b>

Holy Cross Secondary Family of Schools								
School	OTG	2016/2017	2021/22	Current 2022/23	Year 1 2023/24	Year 5 2027/28	Year 10 2032/33	
Assumption	340	50%	42%	45%	46%	41%	41%	
Canadian Martyrs	515	99%	86%	89%	88%	87%	90%	
Our Lady Of Fatima, St. Catherines CES	283	86%	114%	119%	118%	124%	137%	
St. Alfred	472	93%	72%	70%	69%	68%	69%	
St. Michael	331	106%	81%	79%	83%	86%	97%	
<b>Total Elementary</b>	<b>1,941</b>	<b>88%</b>	<b>78%</b>	<b>79%</b>	<b>80%</b>	<b>79%</b>	<b>434%</b>	
<b>Holy Cross SS</b>	<b>1,038</b>	<b>65%</b>	<b>59%</b>	<b>59%</b>	<b>58%</b>	<b>54%</b>	<b>52%</b>	

Note: OTG – On-The-Ground Capacity: Does not include temporary space (portables).

Less than 70%  
Greater than 120%

# Lakeshore Catholic Family of Schools



School	OTG	2016/2017	2021/22	Current 2022/23	Year 1 2023/24	Year 5 2027/28	Year 10 2032/33	2022-2027	2022-2032
Our Lady of Victory	507	421	262	254	246	250	294	-4	40
St. Elizabeth	187	108	77	86	85	97	114	11	28
St. George	284	213	218	219	208	201	212	-18	-7
St. John Bosco	258	254	187	182	184	189	204	7	22
St. Joseph	188	124	107	103	110	117	131	14	28
St. Philomena	234	225	242	259	257	284	305	25	46
St. Patrick	164	166	147	140	144	160	209	20	69
St. Therese	281	171	164	180	184	191	211	11	31
<b>Total Elementary</b>	<b>2,103</b>	<b>1,682</b>	<b>1,404</b>	<b>1,423</b>	<b>1,420</b>	<b>1,488</b>	<b>1,679</b>	<b>65</b>	<b>256</b>
<b>Lakeshore CHS</b>	<b>1,062</b>	<b>977</b>	<b>670</b>	<b>674</b>	<b>671</b>	<b>612</b>	<b>575</b>	<b>123</b>	<b>443</b>

School	OTG	2016/2017	2021/22	Current 2022/23	Year 1 2023/24	Year 5 2027/28	Year 10 2032/33
Our Lady of Victory	507	83%	52%	50%	49%	49%	58%
St. Elizabeth	187	58%	41%	46%	45%	52%	61%
St. George	284	75%	77%	77%	73%	71%	75%
St. John Bosco	258	98%	72%	71%	71%	73%	79%
St. Joseph	188	66%	57%	55%	59%	62%	69%
St. Philomena	234	96%	103%	111%	110%	121%	130%
St. Patrick	164	101%	90%	85%	88%	98%	127%
St. Therese	281	61%	58%	64%	66%	68%	75%
<b>Total Elementary</b>	<b>2,103</b>	<b>80%</b>	<b>67%</b>	<b>68%</b>	<b>68%</b>	<b>71%</b>	<b>80%</b>
<b>Lakeshore CHS</b>	<b>1,062</b>	<b>92%</b>	<b>63%</b>	<b>63%</b>	<b>63%</b>	<b>58%</b>	<b>54%</b>

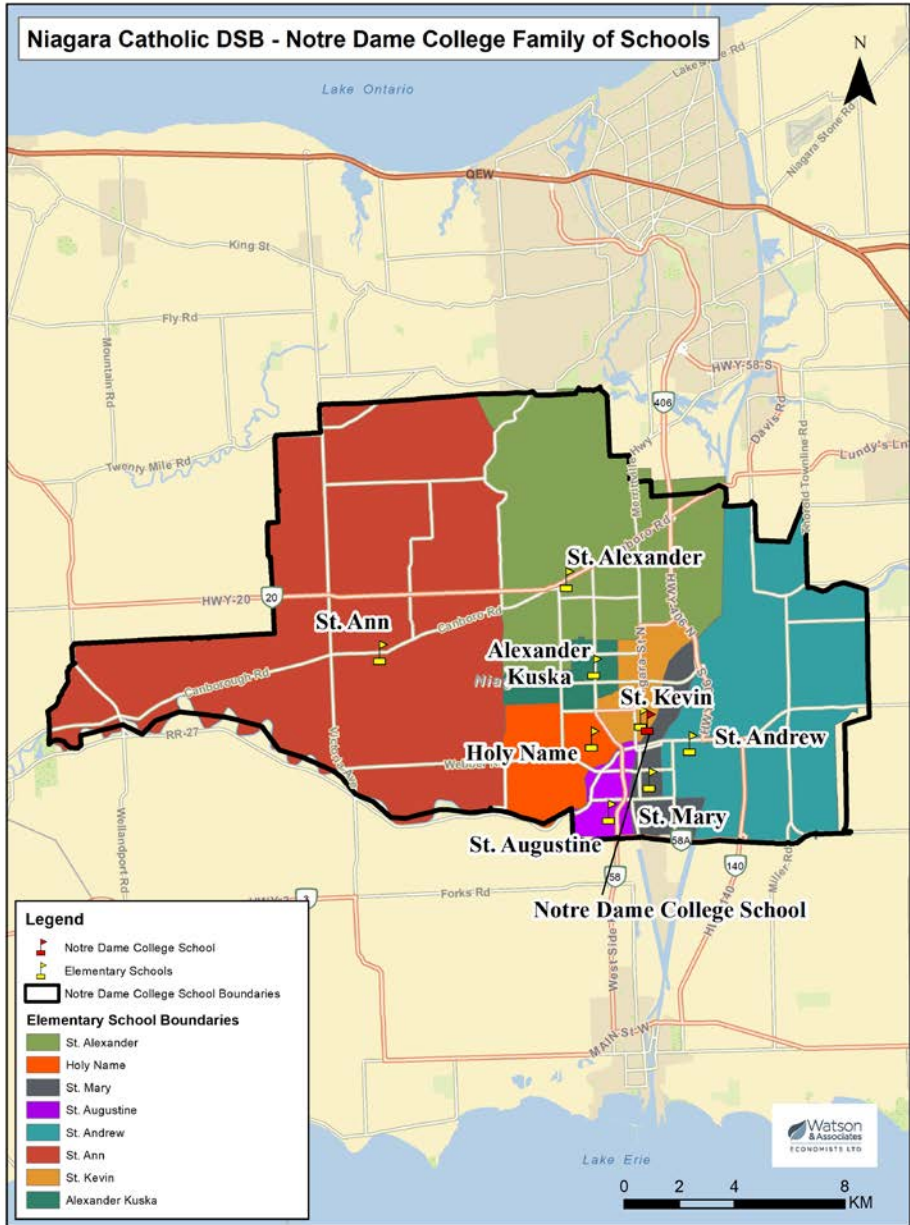
Note: OTG – On-The-Ground Capacity: Does not include temporary space (portables).

Less than 70%  
Greater than 120%





# Notre Dame College Family of Schools



Notre Dame College Family of Schools									
School	OTG	2016/2017	2021/22	Current 2022/23	Year 1 2023/24	Year 5 2027/28	Year 10 2032/33	2022-2027	2022-2032
Alexander Kuska	458	364	441	482	501	563	604	81	122
Holy Name	435	457	400	400	415	421	464	21	64
St. Alexander	423	416	430	455	459	564	662	109	207
St. Andrew	401	222	255	290	299	329	333	39	43
St Ann, Fenwick CES	144	147	129	132	129	138	146	5	13
St. Augustine	236	149	142	168	165	171	160	3	-8
St. Kevin	424	360	307	335	348	369	389	34	54
St Mary, Welland CES	386	187	163	167	172	211	227	44	60
<b>Total Elementary</b>	<b>2,907</b>	<b>2,302</b>	<b>2,267</b>	<b>2,429</b>	<b>2,489</b>	<b>2,766</b>	<b>2,985</b>	<b>337</b>	<b>556</b>
<b>Notre Dame CHS</b>	<b>1,038</b>	<b>1,181</b>	<b>979</b>	<b>978</b>	<b>976</b>	<b>1,022</b>	<b>1,155</b>	<b>571</b>	<b>925</b>

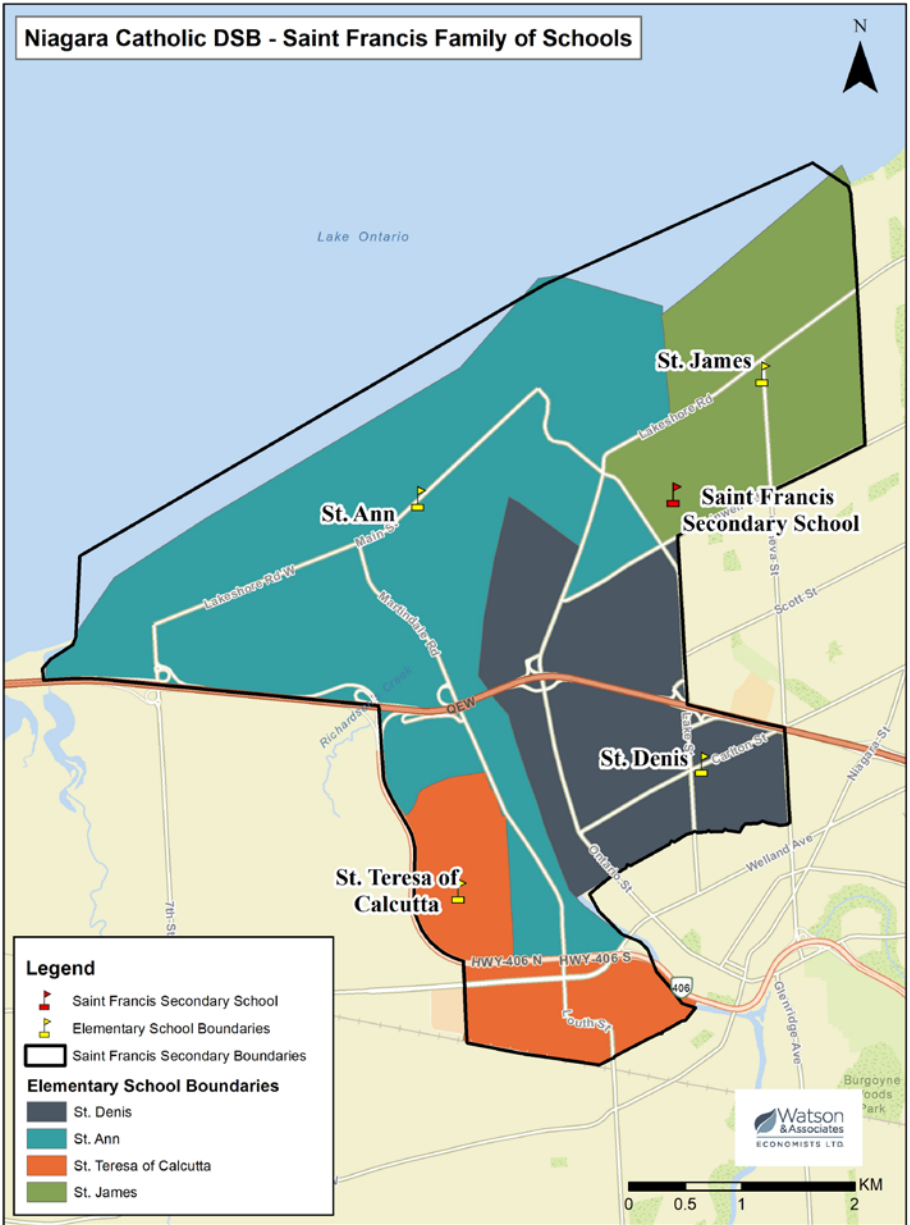
Notre Dame College Family of Schools								
School	OTG	2016/2017	2021/22	Current 2022/23	Year 1 2023/24	Year 5 2027/28	Year 10 2032/33	
Alexander Kuska	458	79%	96%	105%	109%	123%	132%	
Holy Name	435	105%	92%	92%	95%	97%	107%	
St. Alexander	423	98%	102%	108%	109%	133%	157%	
St. Andrew	401	55%	64%	72%	75%	82%	83%	
St Ann, Fenwick CES	144	102%	90%	92%	90%	96%	101%	
St. Augustine	236	63%	60%	71%	70%	73%	68%	
St. Kevin	424	85%	72%	79%	82%	87%	92%	
St Mary, Welland CES	386	48%	42%	43%	45%	55%	59%	
<b>Total Elementary</b>	<b>2,907</b>	<b>79%</b>	<b>78%</b>	<b>84%</b>	<b>86%</b>	<b>95%</b>	<b>103%</b>	
<b>Notre Dame CHS</b>	<b>1,038</b>	<b>114%</b>	<b>94%</b>	<b>94%</b>	<b>94%</b>	<b>98%</b>	<b>111%</b>	

Note: OTG – On-The-Ground Capacity: Does not include temporary space (portables).

Less than 70%  
Greater than 120%



# Saint Francis Family of Schools



School	OTG	2016/2017	2021/22	Current 2022/23	Year 1 2023/24	Year 5 2027/28	Year 10 2032/33	2022-2027	2022-2032
St Ann, St. Catherines CES	389	339	331	338	336	319	304	-19	-34
St. Denis	366	326	277	291	269	258	252	-33	-39
St. James	271	286	196	192	197	182	187	-10	-5
St. Teresa of Calcutta	329	286	237	227	226	249	248	22	21
<b>Total Elementary</b>	<b>1,355</b>	<b>1,237</b>	<b>1,041</b>	<b>1,048</b>	<b>1,029</b>	<b>1,008</b>	<b>991</b>	<b>-40</b>	<b>-57</b>
<b>St. Francis SS</b>	<b>450</b>	<b>587</b>	<b>532</b>	<b>531</b>	<b>517</b>	<b>480</b>	<b>474</b>	<b>-29</b>	<b>-41</b>

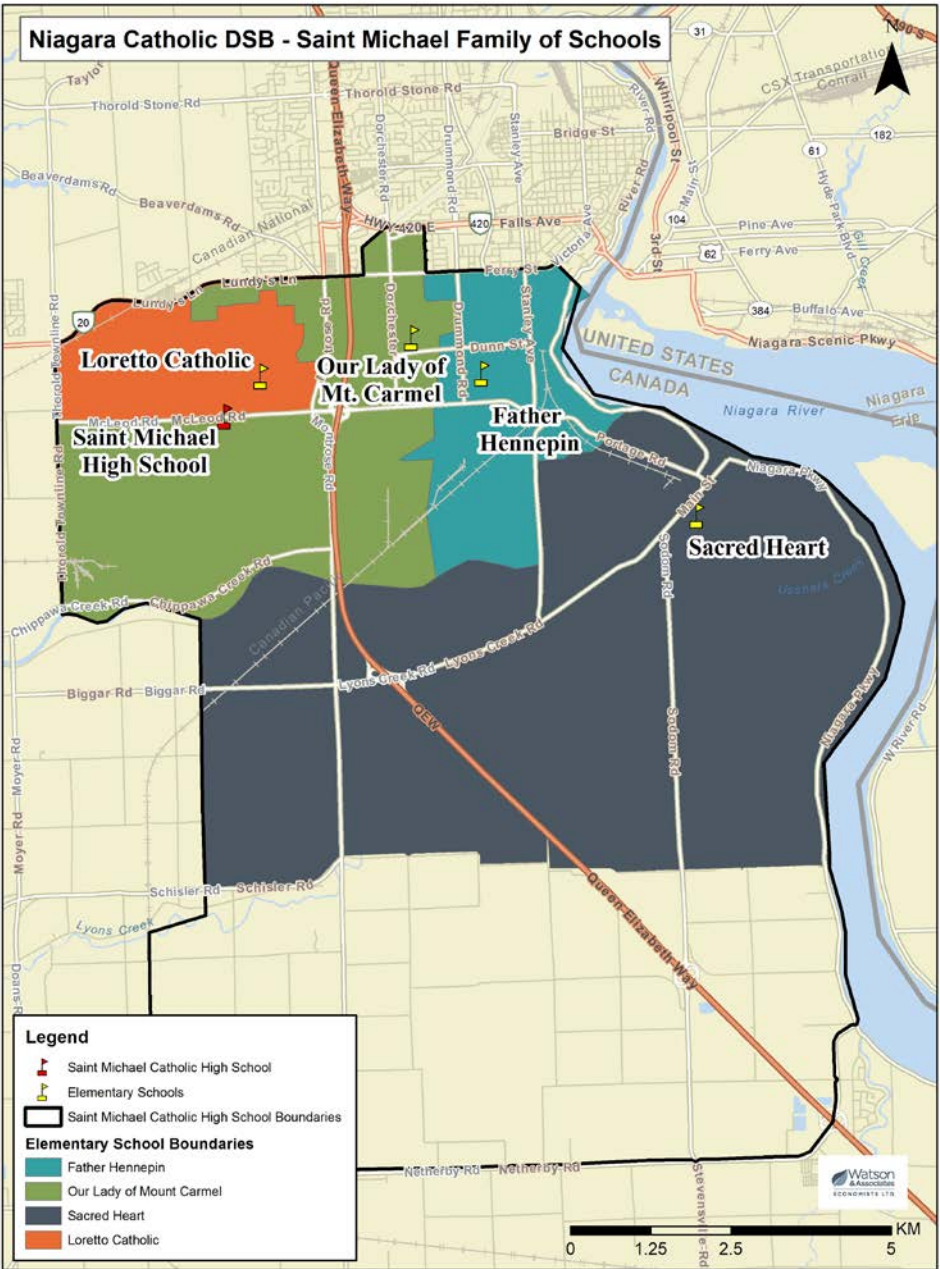
School	OTG	2016/2017	2021/22	Current 2022/23	Year 1 2023/24	Year 5 2027/28	Year 10 2032/33
St Ann, St. Catherines CES	389	87%	85%	87%	86%	82%	78%
St. Denis	366	89%	76%	80%	74%	70%	69%
St. James	271	106%	72%	71%	73%	67%	69%
St. Teresa of Calcutta	329	87%	72%	69%	69%	76%	75%
<b>Total Elementary</b>	<b>1,355</b>	<b>91%</b>	<b>77%</b>	<b>77%</b>	<b>76%</b>	<b>74%</b>	<b>73%</b>
<b>St. Francis SS</b>	<b>450</b>	<b>130%</b>	<b>118%</b>	<b>118%</b>	<b>115%</b>	<b>107%</b>	<b>105%</b>

Note: OTG – On-The-Ground Capacity: Does not include temporary space (portables).

Less than 70%  
Greater than 120%



# Saint Michael Family of Schools



Saint Michael Secondary Family of Schools									
School	OTG	2016/2017	2021/22	Current 2022/23	Year 1 2023/24	Year 5 2027/28	Year 10 2032/33	2022-2027	2022-2032
Father Hennepin	282	255	277	296	295	372	429	76	133
Loretto Catholic	392	627	472	441	423	321	336	-120	-105
Our Lady of Mt. Carmel	504	375	679	725	743	831	999	106	274
Sacred Heart	305	283	298	285	332	479	635	194	350
<b>Total Elementary</b>	<b>1,483</b>	<b>1,540</b>	<b>1,726</b>	<b>1,747</b>	<b>1,793</b>	<b>2,003</b>	<b>2,399</b>	<b>256</b>	<b>652</b>
<b>Saint Michael CHS</b>	<b>954</b>	<b>866</b>	<b>1,017</b>	<b>1,030</b>	<b>1,088</b>	<b>1,324</b>	<b>1,329</b>	<b>556</b>	<b>1,277</b>

Saint Michael Secondary Family of Schools								
School	OTG	2016/2017	2021/22	Current 2022/23	Year 1 2023/24	Year 5 2027/28	Year 10 2032/33	
Father Hennepin	282	90%	98%	105%	105%	132%	152%	
Loretto Catholic	392	160%	120%	113%	108%	82%	86%	
Our Lady of Mt. Carmel	504	74%	135%	144%	147%	165%	198%	
Sacred Heart	305	93%	98%	93%	109%	157%	208%	
<b>Total Elementary</b>	<b>1,483</b>	<b>104%</b>	<b>116%</b>	<b>118%</b>	<b>121%</b>	<b>135%</b>	<b>162%</b>	
<b>Saint Michael CHS</b>	<b>954</b>	<b>91%</b>	<b>107%</b>	<b>108%</b>	<b>114%</b>	<b>139%</b>	<b>139%</b>	

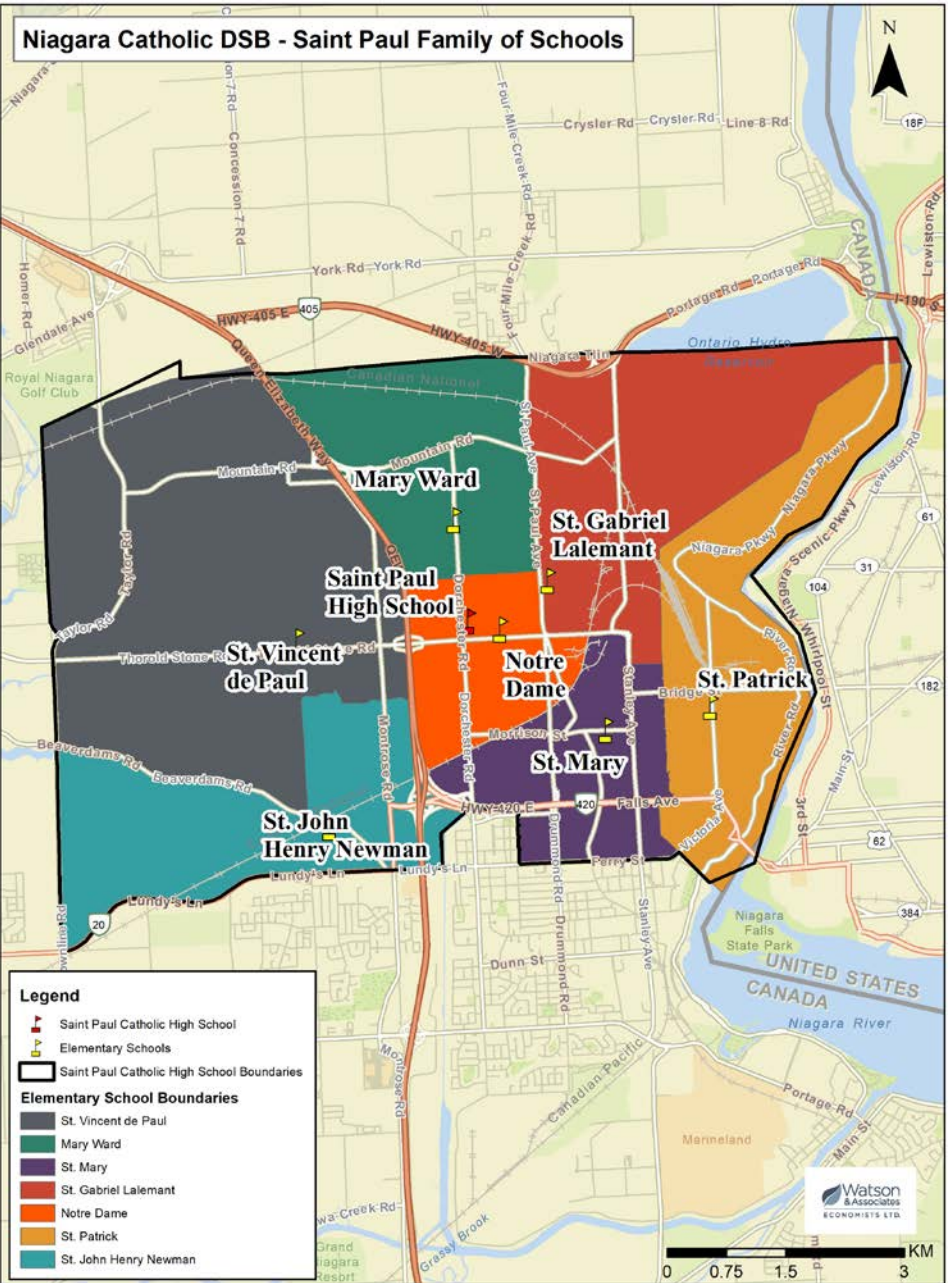
Note: OTG – On-The-Ground Capacity: Does not include temporary space (portables).

Less than 70%  
Greater than 120%





# Saint Paul Family of Schools



Saint Paul Secondary Family of Schools									
School	OTG	2016/2017	2021/22	Current 2022/23	Year 1 2023/24	Year 5 2027/28	Year 10 2032/33	2022-2027	2022-2032
Mary Ward	400	368	395	381	369	403	432	22	51
Notre Dame	259	248	320	311	350	444	494	133	183
St. Gabriel Lalemant	237	177	143	151	156	160	149	9	-2
St. John Henry Newman	518	548	482	479	479	408	324	-71	-155
St. Mary, Niagara Falls CES	235	187	195	222	222	233	233	11	11
St. Patrick, Niagara Falls CES	306	186	181	173	174	163	185	-10	12
St. Vincent de Paul	332	280	191	208	210	212	195	4	-13
<b>Total Elementary</b>	<b>2,287</b>	<b>1,994</b>	<b>1,907</b>	<b>1,925</b>	<b>1,961</b>	<b>2,023</b>	<b>2,011</b>	<b>98</b>	<b>86</b>
<b>Saint Paul CHS</b>	<b>795</b>	<b>818</b>	<b>608</b>	<b>652</b>	<b>658</b>	<b>597</b>	<b>660</b>	<b>41</b>	<b>-62</b>

Saint Paul Secondary Family of Schools							
School	OTG	2016/2017	2021/22	Current 2022/23	Year 1 2023/24	Year 5 2027/28	Year 10 2032/33
Mary Ward	400	92%	99%	95%	92%	101%	108%
Notre Dame	259	96%	124%	120%	135%	172%	191%
St. Gabriel Lalemant	237	75%	60%	64%	66%	68%	63%
St. John Henry Newman	518	106%	93%	92%	92%	79%	63%
St. Mary, Niagara Falls CES	235	80%	83%	94%	94%	99%	99%
St. Patrick, Niagara Falls CES	306	61%	59%	57%	57%	53%	60%
St. Vincent de Paul	332	84%	58%	63%	63%	64%	59%
<b>Total Elementary</b>	<b>2,287</b>	<b>87%</b>	<b>83%</b>	<b>84%</b>	<b>86%</b>	<b>88%</b>	<b>88%</b>
<b>Saint Paul CHS</b>	<b>795</b>	<b>103%</b>	<b>76%</b>	<b>82%</b>	<b>83%</b>	<b>75%</b>	<b>83%</b>

Note: OTG – On-The-Ground Capacity: Does not include temporary space (portables).

Less than 70%  
Greater than 120%

**TO: NIAGARA CATHOLIC DISTRICT SCHOOL BOARD  
BOARD MEETING  
MARCH 28, 2023**

***PUBLIC SESSION***

**TITLE: COMMUNICATIONS UPDATE – ADVERTISING CAMPAIGN**

---

---

The Communications Update – Advertising Campaign report is presented for information.

---

---

Prepared by: Camillo Cipriano, Director of Education/Secretary-Treasurer  
Jennifer Pellegrini, Communications Officer  
Aldo Parrotta, Communications Specialist

Presented by: Camillo Cipriano, Director of Education/Secretary-Treasurer  
Jennifer Pellegrini, Communications Officer

Approved by: Camillo Cipriano, Director of Education/Secretary-Treasurer

Date: March 28, 2023





## **REPORT TO THE BOARD MARCH 28, 2023**

### **COMMUNICATIONS UPDATE – ADVERTISING CAMPAIGN**

---

---

#### **BACKGROUND INFORMATION**

Every year, the Communications Department undertakes a marketing campaign to recruit students to Niagara Catholic elementary and secondary schools. This is beyond what Niagara Catholic spends each year to ensure a strong presence online through Google Analytics and the Board's own organic social media campaigns.

The multi-prong approach to Niagara Catholic advertising is administered through Postmedia. There is a monthly Google Ads campaign, which ensures that Niagara Catholic is at the top of searches for a variety of relevant keywords.

The Board also employs distinct campaigns for elementary and secondary registration.

The goal of these campaigns is to:

- Attract parents of children entering kindergarten to visit their child's home school on their Kindergarten Open House day and to register their child for school.
- Attract students entering Grade 9 in the coming school year to visit their home school secondary open house and register for school.
- Encourage those unable to attend an open house to schedule a time to visit the school to register their child.

This year marked a return to in-person elementary and secondary open houses after COVID pushed everything online in 2020, 2021, and 2022. The Board's 2023-2024 campaigns looked slightly different, as secondary open houses did not take place during a set period as they have done in the past, and there was a window of dates for kindergarten open houses, rather than a single day.

Eight separate secondary campaigns were created with the same funding allocated to each. Niagara Catholic leveraged advertising opportunities on Instagram, and TikTok, as these platforms are widely used by students in the campaign's targeted age, and the videos were aimed at individuals aged 13-15. Secondary principals/school staff created videos that reflect the unique personality of their school – one-minute videos for Instagram and 30-seconds for TikTok.

A single elementary campaign was created on Facebook, which included a video created by the Communications Department and a variety of photos with calls to action (click here to register). These paid campaigns were supported by strong organic social media connections, posts created by the Communications Department on the Board social media platforms, and by schools that are active on social media.

This year Niagara Catholic recorded 984 elementary and 195 secondary pre-registrations between mid-November 2022, and February 28, 2023.

During a similar period last year, we had 871 pre-registrations for elementary students and 170 pre-registrations for secondary students were recorded.

Due to the ongoing influx of refugees and newcomers in Niagara, we continue to see pre-registrations for the current school year, and from March 1-22 (noon), we had another 158 pre-registrations for 2023-2024 were recorded.

There are plans for a short advertising campaign in May-June to encourage families to complete registration before school closes, and another one in July and August telling people how to register over the summer. The Board also intends to extend our reach into the GTHA for advertising.

A short PowerPoint outlining our 2023-2024 advertising campaign, our Google Analytics campaign, and our organic social media reach is attached as Appendix A.

The Communications Update – Advertising Campaign report is presented for information.

Prepared by: Camillo Cipriano, Director of Education/Secretary-Treasurer  
Jennifer Pellegrini, Communications Officer  
Aldo Parrotta, Communications Specialist

Presented by: Camillo Cipriano, Director of Education/Secretary-Treasurer  
Jennifer Pellegrini, Communications Officer

Approved by: Camillo Cipriano, Director of Education/Secretary-Treasurer

Date: March 28, 2023

# Niagara Catholic Communications

Advertising Campaign  
and Social Media Update



# Social Media

By the numbers!





# Facebook • February 22 March 22 (28 days)

Page Breakdown



<b>Followers</b>	<b>Post Reach</b>	<b>Post Engagement</b>	
15,923	90,273	26,052	
<b>New Page likes</b>	<b>Reactions</b>	<b>New Page Followers</b>	
76	3,604	216	
<b>Shares</b>	<b>Photo views</b>	<b>Link Clicks</b>	<b>Comments</b>
76	3,604	412	468

# User Demographics

Not everyone falls into success with their first try.

Female

80.4%

Male

19.6%

Age Demographic

25-34 (19.8%)

35-44 (34.6%)

45-54 (26%)



Age Demographic

**25-34** 19.8%

**35-44** 34.6%

**45-54** 26%

**Most accounts are local to Niagara**



# Instagram • February 20 - March 21



**Followers**

9,338

**Post Reach**

11,800

**Post Engagement**

2,988



# User Demographics

Female

77.9%

Male

22.1%

Age Demographic

25-34 (19.8%)

35-44 (34.6%)

45-54 (26%)



Majority of Followers

**35-44** 35.5%

**45-54** 25.1%



# Twitter

Followers

11,700

We have had the blue checkmark (verified account) since 2015. It is considered a legacy verified account.



# Search Marketing

## PERFORMANCE

142,195  
Impressions

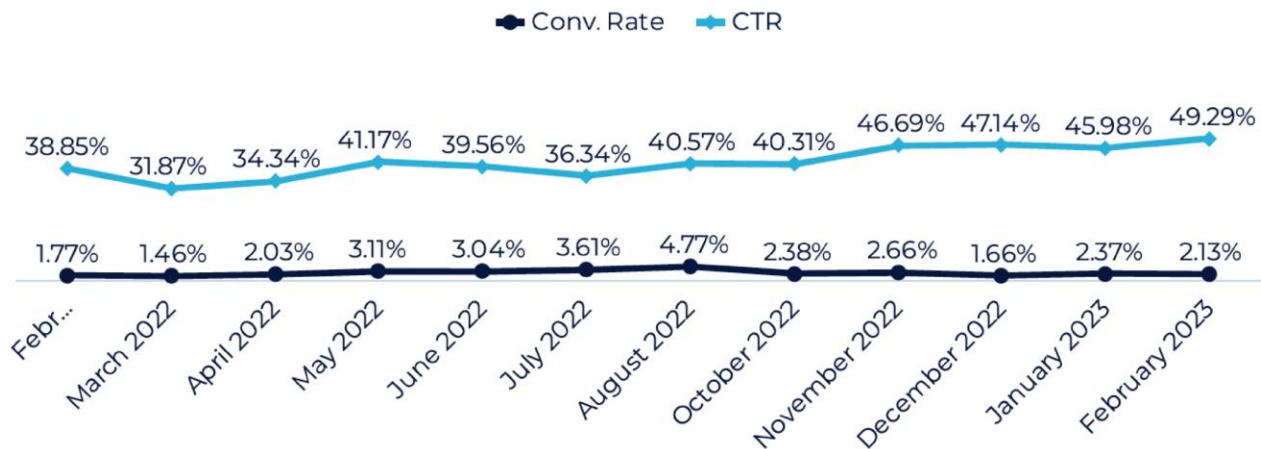
57,751  
Clicks

40.61%  
CTR

1,511  
Conversions

\$0.06  
CPC

2.62%  
CPC



# Notes & Analysis

**Impressions:** Amount of times the ads have been seen - think eyeballs!

**Clicks:** How many clicks have come through to the website.

**CTR:** Click through rate: Out of the eyeballs that have seen the ads, how many have clicked through.

**CTR BENCHMARK for Education: 3.78%**

**Conversions:** Someone came through to your website and completed an action like submit an email. We are able to do this because we have a tag set up on your site that allows us to set up conversions points, then track what the users have done once they have come through from one of our ads. This only tracks from our ads.

**CPC- Cost per click:** What is it costing you for each click to come through to the site CPC BENCHMARK for Education: \$2.40

**Conversion Rate:** Out of the people that came through to your site from the Google ads, how many then completed a valuable action on the site, aka a conversion.

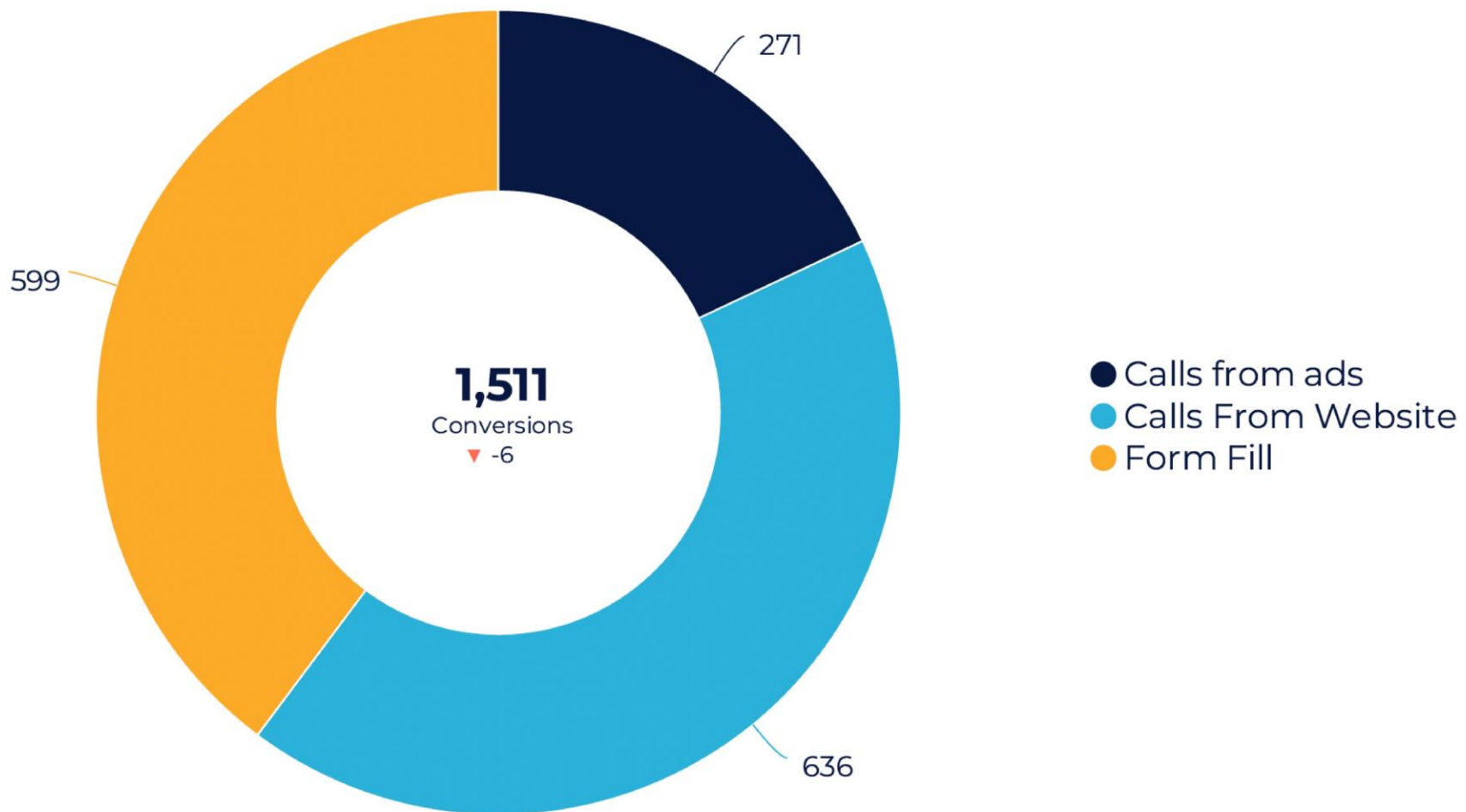
**Conversion Rate BENCHMARK for Education: 3.39%**

# Search Marketing

## AD PERFORMANCE

Top Google Ads by Conversion

03/01/2022 - 02/28/2023



### Top Targeted Locations by Conversions

City	Impressions	Clicks	CTR	Conversions
West Lincoln	24,923	11,398	45.73%	329
St. Catharines	26,729	11,802	44.15%	304
Welland	27,100	12,776	47.14%	278
Niagara Falls	18,533	8,109	43.75%	238
Toronto	11,539	1,897	16.44%	84
Grimsby	6,150	2,723	44.28%	53
Port Colborne	3,545	1,806	50.94%	33
Lincoln	2,754	1,219	44.26%	32
Thorold	4,162	2,062	49.54%	32
Mississauga	1,918	273	14.23%	26
Fort Erie	2,358	1,064	45.12%	23
Beamsville	2,013	1,052	52.26%	16
Brampton	1,666	131	7.86%	12
Burlington	1,683	352	20.91%	11
Oakville	919	161	17.52%	8

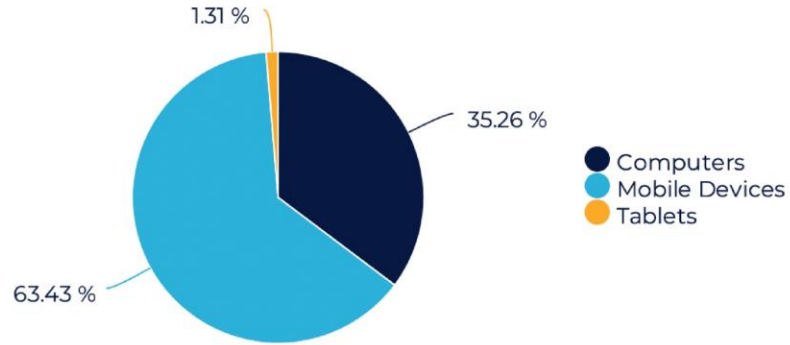


# Search Marketing

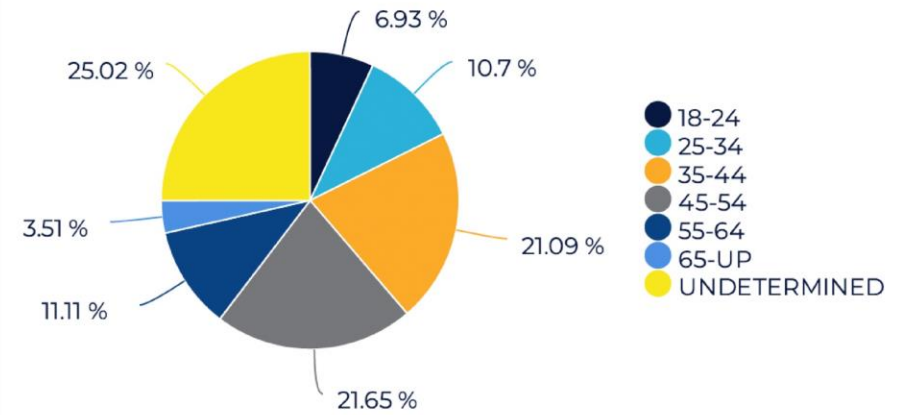
## AD PERFORMANCE



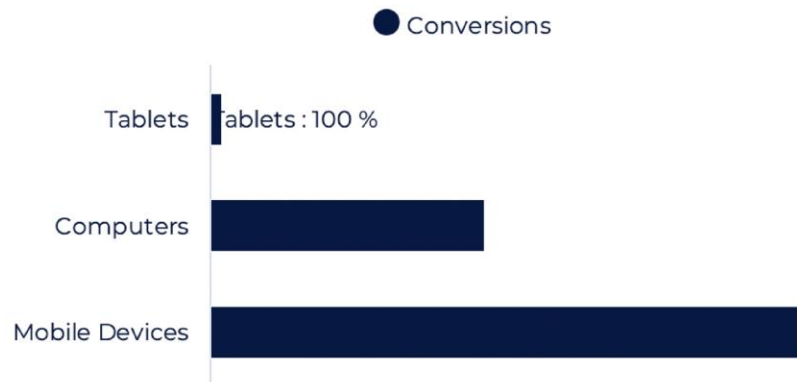
### Clicks by Device



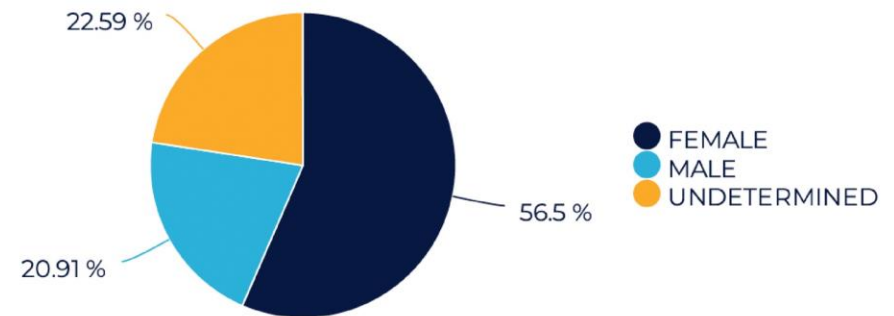
### Clicks by Age Range



### Conversions by Device



### Clicks by Gender



# Meta Advertising



## PERFORMANCE SUMMARY

1,723,900

Impressions

222,842

Reach

7.3

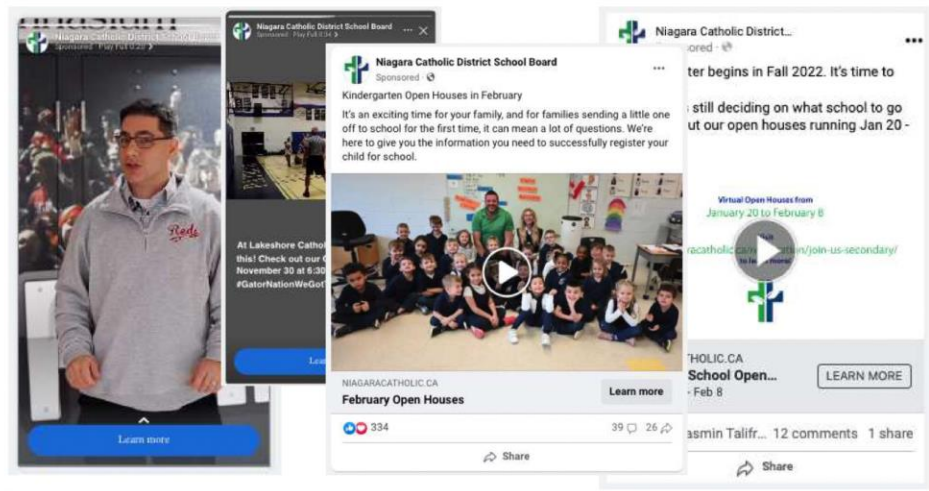
Frequency

12,890

Clicks

142

Shares



# Notes & Analysis

**Impressions:** Amount of times the ads have been seen - think eyeballs!

**Clicks:** How many clicks have come through to the website.

**Reach:** How many people have seen the ad, so we would show the ad to someone more than once to generate some traction with the ads.

**Frequency:** How often someone would see your ads. This is over the year, on a monthly breakdown it averages out much less.

**Shares:** Someone loved what they saw and shared the ad on their own socials so their friends and followers could see.

### Benchmarks:

Benchmarks for Meta are looped into Jobs and Education.

**CTR Benchmark is: 0.55%**

**Niagara Catholic District School Board's CTR is: 2.01%**

Thank you



**TO: NIAGARA CATHOLIC DISTRICT SCHOOL BOARD  
BOARD MEETING  
MARCH 28, 2023**

***PUBLIC SESSION***

**TITLE: FRENCH IMMERSION 2023**

---

---

The French Immersion 2023 report is presented for information.

---

Prepared by: Kim Kinney, Superintendent of Education  
Mary Vetere, K-12 French as a Second Language Consultant/Numeracy Coach  
Christopher Moscato, Principal, Alexander Kuska Catholic Elementary School

Presented by: Kim Kinney, Superintendent of Education  
Mary Vetere, K-12 French as a Second Language Consultant/Numeracy Coach  
Christopher Moscato, Principal, Alexander Kuska Catholic Elementary School

Approved by: Camillo Cipriano, Director of Education/Secretary-Treasurer

Date: March 28, 2023



## **REPORT TO THE BOARD MARCH 28, 2023**

### **FRENCH IMMERSION 2023**

---

---

#### **BACKGROUND INFORMATION**

The Niagara Catholic District School Board (Niagara Catholic) established the French Immersion Program in September 2013. As noted in a Committee of the Whole report, the French Immersion Program was established in compliance with the System Priorities to expand language acquisition for elementary and secondary students through the introduction of French Immersion at designated sites and specific international languages to meet the needs of students by June 2013.

#### **CURRENT STATUS OF THE FRENCH IMMERSION PROGRAM AT NIAGARA CATHOLIC (2022-2023)**

Currently within Niagara Catholic, there are approximately 825 students enrolled in the French Immersion program across 5 elementary school sites. Each of these sites offer the French Immersion program from JK through Grade 8 and are located in a dual track setting. The schools are located in four different municipalities across the Niagara Region.

There are currently 85 students enrolled in the French Immersion program across 4 secondary schools. Each of these sites offer the program in Grades 9 and 10, with Grade 11 courses being introduced next year. The required entry for Secondary French Immersion is 3800 hours of instruction in French. In order to graduate with a Secondary French Immersion certificate, students are required to complete a minimum of 10 courses instructed in French. Examples of courses offered at the Secondary level include Grade 9 Geography, Grade 10 History and the French Immersion language courses in Grades 9-12.

For students who complete 4 years in the FSL program (CORE or Immersion), Niagara Catholic is proud to offer the Diplome d'étude de la langue Française (DELF). Over 150 students, beginning in 2019, have challenged the DELF. Our success rate has been over 90% for students in B1 and 100% in A2 and 80% in B2. This year we are pleased to have over 100 students challenging the DELF (November 2022/May 2023). Currently the students challenging the DELF are in Grade 12 Core or Extended French.

#### **REVIEW COMMITTEE INFORMATION:**

A review of the French Immersion program was requested in the spring of 2022 as a result of a concern that became evident related to challenges associated with staffing the program efficiently. These staffing challenges are being experienced across the province. The purpose of this review was to identify the challenges and successes of the French Immersion Program and to initiate and inform discussions regarding the sustainability of the program. The overarching goal of the review was to investigate:

What are the success and challenges experienced by all stakeholders (i.e., parents, students, staff) involved in Niagara Catholic's French Immersion programming? Is the program as it is currently structured, meeting the needs of the Board and the families it serves?

This review captured voices from school administrators and parents to provide an in-depth analysis of the French Immersion program within Niagara Catholic. The process of the review used a combination of Niagara Catholic internal data, consultation voices and a literature review.  
(Moscato, C. *Review of the French Immersion Program within the Niagara Catholic District School Board (Report to Senior Administration)*, January 16, 2023)

## HIGHLIGHTS OF FINDINGS

The findings of the review are found in Appendix A.

Below is a brief highlight of the findings from the various sessions and parent surveys that were completed earlier this year. Overall, the feedback gathered from parents and administrators, indicated that high expectations for student learning is evident within the program. There has been an increase in enrollment with a majority of parents happy with the location of the schools.

One of the greatest areas of concern for both parents and administrators includes staffing, staffing qualifications and the consistency required to deliver this program. Other areas include support for struggling students and retention, especially for our Secondary program.

There will be an external French Immersion review and audit that will be taking place later this year to help with improving and implementing some of the recommendations and to continue to make the French Immersion program a viable and sustainable program offered by Niagara Catholic.

The French Immersion 2023 report is presented for information.

---

Prepared by: Kim Kinney, Superintendent of Education  
Mary Vetere, K-12 French as a Second Language Consultant/Numeracy Coach  
Christopher Moscato, Principal, Alexander Kuska Catholic Elementary School

Presented by: Kim Kinney, Superintendent of Education  
Mary Vetere, K-12 French as a Second Language Consultant/Numeracy Coach  
Christopher Moscato, Principal, Alexander Kuska Catholic Elementary School

Approved by: Camillo Cipriano, Director of Education/Secretary-Treasurer

Date: March 28, 2023



Appendix A

# **Review of French Immersion Within the Niagara Catholic District School Board**

28. 03. 2023

Prepared by:

Chris Moscato and Mary Vetere

# NIAGARA CATHOLIC DISTRICT SCHOOL BOARD FRENCH IMMERSION PROGRAM REVIEW

## INTRODUCTION

The vision for French Education in Ontario as outlined by the Ministry of Education is *students will communicate and interact with growing confidence in French, one of Canada's official languages, while developing the knowledge, skills, and perspectives they need to participate fully as citizens in Canada and in the world.* (Ontario Ministry of Education, 2013).

The Ministry of Education outlines the goals of French Education in Ontario as:

- use French to communicate and interact effectively in a variety of social settings;
- learn about Canada, its two official languages, and other cultures;
- appreciate and acknowledge the interconnectedness and interdependence of the global community;
- be responsible for their own learning, as they work independently and in groups;
- use effective language learning strategies;
- become lifelong language learners for personal growth and for active participation as world citizens

The Ministry of Education states that in order for students to achieve the goals of the elementary and secondary curriculum students will need to:

- acquire a strong oral foundation in the French language and focus on communicating in French;
- understand the value of learning another language;
- develop the skills needed to strengthen traits of resilience and to secure a sense of self, through opportunities to learn adaptive, management, and coping skills, to practice communication skills, to build relationships and interact positively with others, and to use critical and creative thinking processes.

Currently within the Niagara Catholic District School Board (Niagara Catholic), there are approximately 825 students enrolled in the French Immersion program across 5 school sites. Each of these sites offer the French Immersion program from JK through 8 and are located in a dual track setting. The schools are located in four different municipalities across the Niagara Region.

## **FRENCH REVIEW BACKGROUND and OBJECTIVES**

The Niagara Catholic District School Board (Niagara Catholic) established the French Immersion Program in September 2013. As noted in a Committee of the Whole report, the French Immersion Program was established *in compliance with the System Priorities to expand language acquisition for elementary and secondary students through the introduction of French Immersion at designated sites and specific international languages to meet the needs of students by June 2013*. "A review of the French Immersion program was requested in the spring of 2022 as a result of concern that became evident related to challenges associated with staffing the program efficiently. The purpose of this review is to identify the challenges and successes of the French Immersion Program and to initiate and inform discussions regarding the sustainability of the program. The overarching goal of the review was to investigate:

*What are the success and challenges experienced by all stakeholders (i.e., parents, students, staff) involved in Niagara Catholic's French Immersion programming? Is the program as it is currently structured, meeting the needs of the Board and the families it serves?*

This review captured voices from school administrators and parents to provide an in-depth analysis of the French Immersion program within Niagara Catholic. The process of the review used a combination of Niagara Catholic internal data, consultation voices and a literature review. Within the context of the goal for this review, focus areas for data collection were identified to measure the current state of the program. These objectives included:

- Access to the program through the registration process
- Academic expectations within the program
- Amount and quality of the resources in French Immersion
- Trends in student enrollment and location of program
- Examining current and future staffing challenges

### Overall French Immersion Program Success and Strengths

#### *Quality of Program*

Through discussion with administrators and the feedback gathered, it is evident that there are high expectations for student learning within the French Immersion program at Niagara Catholic. When administrators were asked about the success of the French Immersion program, many noted that teachers have set high learning expectations for their students. The data collected from parents through the survey indicated that 53 percent of parents responded indicating that they strongly agree or agree with the statement that high expectations for their children are part of the French Immersion program they are experiencing. 36 percent of parents surveyed were neutral and 10 percent either disagreed or strongly disagreed with the statement. One parent noted "that within a month my child was counting in French in her everyday life and I thought that was pretty remarkable".

### *Location of School*

Parents were asked about their satisfaction with the location of their current French Immersion school site. An overwhelming majority of parents were happy with the location of the French Immersion program in the elementary panel. Over 80% of the parents who responded to the survey stated that they were happy with the location of the school.

### *Enrolment*

All stakeholders highlighted the increase in enrolment within the French Immersion program. The increase in staffing for this enrollment was supported by Niagara Catholic. With the elimination of Core French in the primary grades, this allowed more staff to move into French Immersion roles. When asked which factors were the biggest influence in enrolling their children in the French Immersion program, *benefits of a bilingual education* and the fact that families see *French as an asset for future employment* as the top influencing factors.

### Overall French Immersion Program Challenges and Areas for Improvement

#### *Staffing*

Both parents and administrators expressed concerns over staffing in the French Immersion program. Parents commented that when teachers were away from the classroom, there was not a french speaking teacher to replace them. They felt there was no continuity to the program when this happens for longer term leaves and positions are filled by English speaking teachers.

Administrators expressed frustration in the process of staffing for the start of the year as well as when replacing french speaking teachers on approved leaves, specifically the amount of time it takes to replace these teachers compromises program quality. Parents and administrators both expressed the lack of French speaking support staff for the French Immersion program. Many parents felt that this lack of support staff does not allow their children to have the same access to support as students in the English program. Due to this ongoing experience, added concern from all stakeholders has been expressed that there are not enough qualified French teachers to meet what many feel are demands associated with growing the French Immersion Program within Niagara Catholic.

#### *Retention*

Administrators stated the concern of retention of students both within the elementary panel as well as the transition from the elementary program to the secondary program. This attrition concern was noted by parents as many felt that the number of combined grades in the elementary program made it difficult for their children. The attrition of students over time through the elementary grades leads to lower numbers of students in the intermediate grades and many students choosing not to continue with the French Immersion program when transitioning to secondary school. These low numbers have made it difficult for administrators of the secondary program to offer courses for students in French Immersion.

### *Supports for students*

In addition to both parents and administrators concerns around the human resource support for students, there was also a concern for the number and quality of the print resources for students in the French Immersion program. Many parents feel their children do not have equal access to print materials (e.g., textbooks, reading materials, etc.). This was also expressed by administrators, especially in the elementary program. Principals expressed the splitting of money to purchase both English and French materials making it difficult for administrators to provide what they expressed as a high quality program for their students.

## **THE STATE OF FRENCH SECOND LANGUAGE EDUCATION in ONTARIO**

In a recent study conducted by “Canadian Parents for French”, enrolment in the French Immersion program provincially has increased by roughly 6 percent annually for the last fourteen years. In 2018-2019 according to the numbers reported in OnSYS, there were a record high 246,164 students enrolled in the French Immersion program across the Province of Ontario. This success is also mirrored with Niagara Catholic. In the last 3 school years the number of students enrolled in the French Immersion program has grown by 200 students. For the current school year there are approximately 825 students studying in the French Immersion program, which represents an all time high.

School	2022-2023*	2021-2022	2020-2021	2019-2020
Alexander Kuska	177	123	107	97
Notre Dame	157	135	130	116
Our Lady of Fatima, SC	198	186	190	163
Our Lady of Mount Carmel	168	147	154	137
St John	141	121	117	117
Grand Total	841	712	698	630

\*Projected

Across the Province retention in the French Immersion program has been an issue despite the modest growth in enrolment in Niagara Catholic. Many families and students who are choosing French Immersion for their children in the elementary panel are not choosing to continue in the French Immersion secondary program. Provincially, 38 percent of students graduated with a grade 12 French Immersion credit, who were in the same cohort from grade 1. Although this data is unavailable to Niagara Catholic at this time, currently 30 percent of the students studying in grade 10 started the program in grade 1.

## **CONCLUSIONS and NEXT STEPS**

Across the Province there are challenges, tensions and solutions to be found where French Immersion Programs are concerned. Many boards across Ontario have been actively conducting reviews of their French Immersion programs. The demand for French Immersion has been and continues to grow but the challenge to grow and sustain a quality program is also growing at a rapid rate.

One significant challenge that has been universally identified by stakeholders is associated with “finding qualified and language competent teachers” (Upper Grand District School Board, 2017, p.4). The Halton District School Board has suggested this is more of a “crisis” than a challenge. Many recommendations are available that are a mixture of Board specific challenges/proposed solutions and some that may address the overall Provincial need. As an example, some school boards are limiting plans for French Immersion until qualified French teachers have been hired.

Niagara Catholic has addressed some of these challenges by securing French teachers, when hired, to stay in the French program for 2 years as a contract enhancement in the most recent round of bargaining. This move will help to secure teachers being hired with French qualifications for two years thereby allowing an overlap in hiring to happen. This enhancement stops the flow of teachers being hired for french but moving into english programming as soon as something more preferable is posted. As well, it is hoped that a two year commitment at the time of hiring may help a new teacher better establish themselves in the role and will continue to choose French over reestablishing themselves in the English program after a two year French placement. Also, many school boards have active recruitment strategies in place to find and secure qualified French teachers for their board. Currently at Niagara Catholic the French consultant is actively involved in the recruitment process and is establishing a relationship with various local universities.

Sustainability of the French Immersion program has been and continues to be a challenge faced by many school boards across the province. Demand for the French Immersion program within Niagara Catholic is at an all time high which is also evidenced across the province. The challenge of student attrition and retention in the French Immersion program remains relevant in many Boards. As an example to address this concern, the Hamilton-Wentworth District School Board has recently reviewed catchment areas for schools offering French Immersion Programs with this purpose as part of the rationale. The review in that case has allowed the school board to address pressures at schools as well as providing a more consistent allocation of resources to the schools where French Immersion is offered. When resources, both human and physical, are spread across too many locations there is a negative impact on how the program is delivered equitably and how that program then is viewed by all stakeholders.



**TO: NIAGARA CATHOLIC DISTRICT SCHOOL BOARD  
BOARD MEETING  
MARCH 28, 2023**

***PUBLIC SESSION***

**TITLE: TRUSTEE INFORMATION  
CALENDAR OF EVENTS – APRIL 2023**

---

# APRIL 2023

SUN	MON	TUE	WED	THU	FRI	SAT
						1
2	3	4	5	6 HOLY THURSDAY	7 GOOD FRIDAY	8 HOLY SATURDAY
<b>HOLY WEEK</b>						
9 EASTER	10 EASTER MONDAY	11 SAL Meeting Committee of the Whole	12 SEAC Meeting	13	14	15
16	17	18 Growth & Retention Ad Hoc Meeting	19	20	21	22
23	24	25 Board Meeting	26	27	28	29
30						

**TO: NIAGARA CATHOLIC DISTRICT SCHOOL BOARD  
BOARD MEETING  
MARCH 28, 2023**

***PUBLIC SESSION***

**TITLE: TRUSTEE INFORMATION  
OCSTA 2023 AGM RESOLUTIONS & 2022 RESOLUTIONS  
FINAL STATUS CHART**

---



Ontario Catholic School  
Trustees' Association

**2023 ANNUAL GENERAL MEETING**

**RESOLUTIONS**



## Ontario Catholic School Trustees' Association

### Our Mission

*Inspired by the Gospel, the Ontario Catholic School Trustees' Association provides the provincial voice, leadership and service for elected Catholic school trustees to promote and protect publicly funded Catholic education in Ontario.*

### Our Vision

*Ontario is enriched by a publicly funded Catholic education system governed by locally elected Catholic school trustees who serve with faith, commitment and compassion.*

The Association's **Strategic Priorities** are as follows:

#### **1. Enhance Political Advocacy for Catholic Education**

- a. Strengthen current advocacy platform by building positive new relationships and reinforcing existing ones with groups like OAPCE, OCSOA, CWL, etc.
- b. Communicate and promote current messages about the value of Catholic education to our key target audiences: parents, students, politicians, teachers, alumni, parishioners, etc.

#### **2. Engage Trustees in an Enriched Development Program**

- a. Assess the current needs and interests of members to guide development of appropriate programming.
- b. Ensure OCSTA programming provides timely and relevant content to support trustees in their roles as advocates and spokespersons for Catholic education.

#### **3. Manage Human and Fiscal Resources to Effectively meet Changing Needs**

- a. Align the work of committees, staff and fiscal resources behind structures and initiatives that support the association's three key priorities.
- b. Ensure OCSTA is structurally aligned to successfully fulfill its role as the legislated Employer Bargaining Agent for all of Ontario's English Catholic District School Boards.

## ***Explanation of Committee Recommendations & Resolution Session Procedures***

Resolution sessions will be conducted using “**Robert’s Rules of Order**” and the provisions of the OCSTA Constitution. The chairperson of the session will ensure compliance with their rules.

### ***Explanation of Committee Recommendations***

The **Resolutions** Committee will study the resolutions and offer recommendations on the best way to meet their intent. The recommendations and their implications are:

- i. **Approve**  
The direction given in the “therefore be it resolved” section of the resolution will be carried out.
- ii. **Approve and refer to the ..... committee for appropriate implementation.**  
The resolution will be forwarded to the designated committee for implementation.
- iii. **Receive and refer to the ..... committee for study.**  
The resolution will be forwarded to the designated committee for study. Following the study and receipt of the committee’s recommendation, the Board of Directors will determine whether or not the resolution will be implemented.
- iv. **Not support**  
No action will be taken.
- v. **No recommendation**  
The committee is not making any recommendation with respect to the resolution.
- vi. **No action required**  
The intent of the resolution has been met. No further action will be taken.
- vii. **No action required – In Progress**  
OCSTA is actively working to meet the intent of the resolution.

### ***Resolution Session Procedures***

Delegates wishing to speak to a resolution must state their name and the name of the board they represent.

The mover of a resolution will have the opportunity to be the first and last to speak to that resolution. Other trustees may speak once to a resolution.

The chairperson may declare a motion out of order giving the reasons for doing so. The chairperson’s decision may be challenged by a majority vote of those voting delegates at the session when the vote is called.

Voting will be by a show of hands. Delegates carrying proxies must have and show the proxies they are carrying. Ballots will be provided in the event that a vote by ballot is called for.

**Note Re Quorum:** *Quorum for the transaction of business at any meeting of the Members shall require the presence in person or by proxy of not less than a total of forty (40) current Members.*



## ***Grouped Resolutions***

- a. the chair of the session will ask for a mover and seconder to approve the **grouping** of various related resolutions.
- b. the chair of the session will ask for movers and seconders for the committee recommendation for each group.
- c. delegates will vote on the committee recommendation for each group.

Delegates may request that any resolution(s) be removed from a “group” to be handled individually. These will be addressed when the group from which they have been removed has been dealt with.

## ***Resolutions Handled Individually***

*These will include resolutions removed from the groups and resolutions for which the committee has not made any recommendation.*

### **A. Resolutions with committee recommendations**

1. The chair of the session will announce the resolution number and the name of the sponsoring board:
  - the chair will call for the sponsoring board to move and second **the committee recommendation;**
  - delegates will speak to the committee recommendation;
  - delegates will vote on the committee recommendation.
2. If the sponsoring board does not move the committee recommendation from the floor:
  - the chair will call for the sponsoring board to move their **original resolution;**
  - delegates will speak to the resolution;
  - delegates will vote on the resolution.
3. If the original resolution is not moved by the sponsoring board, the resolution will be withdrawn.

### **B. Resolutions without committee recommendations**

1. These resolutions will be handled as follows:
  - the chair will call for the sponsoring board to move their **original resolution;**
  - delegates will speak to the resolution;
  - delegates will vote on the resolution.
2. If the original resolution is not moved by the sponsoring board, the resolution will be withdrawn.

### C. Amendments from the Floor

Amendments made on the floor relate to the “therefore be it resolved” section of the resolution and **must be written out** and handed to the chairperson. The chairperson will consider the amendment and, if necessary, discuss it with the parliamentarian or others to ensure that it is clearly understood.

- the chair will **read** the amendment;
- delegates will speak to the amendment;
- delegates will vote on the amendment;
- delegates will vote on the resolution as amended.

If the amendment is defeated:

- delegates will be asked to speak to the original resolution;
- delegates will vote on the original resolution.

### D. **Members’ Discussion Right**

Under Article 5.11 (*Members Discussion Right*), any Member entitled to vote at an Annual Meeting is entitled to raise for discussion at that meeting any matter with respect to which the Member would have been entitled to submit a proposal, subject to the conditions outlined in Sections 5.10.1 to 5.10.5<sup>8</sup>, and provided that:

- 5.11.1 if such Member continues such discussion for three minutes or more, the Chair of the meeting may interrupt the Member and permit others to speak to the discussion item, for up to three minutes per member; and
- 5.11.2 no discussion item shall be put to the membership for a vote at the meeting at which it was raised for discussion.

---

<sup>8</sup>S.56(1)(b) of the ONCA

**MOTION TO DEAL WITH RESOLUTIONS IN GROUPS**

**MOVED BY:** \_\_\_\_\_

**SECONDED BY:** \_\_\_\_\_

**THAT:**               **the grouping of the Resolutions be approved.**

---

**RESOLUTIONS # 1-3**

**APPROVE**

---

**Moved by:** Trustee Mario Pascucci

**Dufferin-Peel CDSB**

**Seconded by:** Trustee Thomas Thomas

**Topic:** **Technology Funding**

---

**Whereas:** Technology, including devices, systems and infrastructure, is integral to support student learning both in schools and centrally; and

**Whereas:** As technology ages, many devices, systems and/or forms of infrastructure must be replaced or updated; and

**Whereas:** Continuing use of devices, systems and infrastructure that are end-of-life poses a significant security risk to Board networks; and

**Whereas:** School boards do not have the source funding to replace and/or update technology when it comes to end-of-life, thus eroding the systems and initiatives that have been put in place;

**THEREFORE, BE IT RESOLVED THAT:**

OCSTA petition the Ministry of Education to ensure that ongoing and annual funding be provided to school boards so that when various forms of technology come to the end of their life-cycle, these devices, systems, and infrastructures can be adequately replaced.

**Committee Recommendation**

Approve.

**Moved by:** Trustee Mario Pascucci

**Dufferin-Peel CDSB**

**Seconded by:** Trustee Luz del Rosario

**Topic:** **Tutoring Funding**

---

**Whereas:** Many students require additional learning opportunities that extend beyond the scope of the classroom teacher in order to close learning gaps and/or consolidate their learning; and

**Whereas:** As a result of the COVID-19 pandemic, significant learning gaps exist for many students as they continually transitioned between in-person and remote learning styles over the past two years; and

**Whereas:** Tutors (during the school day, after school, evenings, Saturdays) have played a significant role in supplementing classroom learning supports to help students close learning gaps and/or consolidate student learning; and

**Whereas:** School boards do not have the source funding to meet the demand of providing additional tutoring supports which have been so crucial to student learning;

**THEREFORE, BE IT RESOLVED THAT:**

OCSTA petition the Ministry of Education to ensure that ongoing and annual funding be provided to school boards so that additional tutoring support may still be offered to students who need it to close learning gaps and/or consolidate their learning.

**Committee Recommendation**

Approve.



**Moved by:** Trustee Darryl D'Souza

**Dufferin-Peel CDSB**

**Seconded by:** Trustee Bruno Iannicca

**Topic: Municipal Voting**

---

**Whereas:** It is a right for citizens in Ontario aged 18 years or older to participate in democratic municipal elections; and

**Whereas:** Included in the municipal election process is the election of Ontario Catholic School Board Trustees by Catholic School Supporters/Ratepayers; and

**Whereas:** In several jurisdictions it has been found that Catholic School Supporters/Ratepayer lists are out of date, incorrect and/or defaulting Catholic School Ratepayers to the Public School Supporters list, meaning that some Catholic School Supporters/Ratepayers are not provided the appropriate candidate list to vote on; and

**Whereas:** This is an infringement of some Catholic School Supporter's/Ratepayer's rights;

**THEREFORE, BE IT RESOLVED THAT:**

OCSTA petition Elections Ontario through the Ministry of Education to address this issue immediately by ensuring that the processes for compiling voter lists is improved, with more quality assurances put in place so that accurate voter lists be developed.

**Committee Recommendation**

Approve.

---

**RESOLUTIONS # 4-10**

**APPROVE & REFER TO  
POLITICAL ADVOCACY COMMITTEE**

---

**Moved by:** Trustee Shawn Cooper

**Simcoe Muskoka CDSB**

**Seconded by:** Trustee Jill Colin

**Topic:** **Cyber Security**

---

**Whereas:** At least ten publicly known cybersecurity incidents have occurred across nine school boards in Ontario since September 2019. The impact of these cybersecurity breaches has included damage to a School Board’s public reputation, leaked employee and student personal data, crippled day-to-day operation of schools, frozen HR and Payroll functions, and significant monetary losses through ransom payments, reparation, and system downtime

**Whereas:** The education sector is seeing an estimated 51% rise in ransomware attacks in 2022, with the average ransom paid by schools being \$1.97M

**Whereas:** School Boards are seen as lucrative targets for cyber-attacks because of the vast amounts of sensitive and confidential data they hold on employees and students and because they generally lack strong cybersecurity defences and adequate incident response, business continuity, and disaster recovery plans

**Whereas:** Ransomware victims tend to lose a significant portion of their data even after paying the ransom in full

**Whereas:** The Ministry of Education has recognized the need to increase the security stance of all school boards throughout the province

**Whereas:** The Ministry of Education has provided one-time funding to help with efforts such as Multi-Factor Authentication, decentralized internet connections (Software-Defined Wide Area Networking: SD-WAN), next-generation firewalls (Secure Access Service Edge: SASE) and next generation anti-virus Endpoint Detection and Response (EDR) / Extended Detection and Response (XDR) solutions

**Whereas:** The number of Ontario School Boards unimpacted by a cybersecurity breach is shrinking rapidly

**Whereas:** In January 2022, the Ontario School Board Insurance Exchange (OSBIE) conducted a cybersecurity assessment of all member school boards. Compared to industry best practices, many Ontario school boards were found to be lacking. Along with individual resulting scorecards, OSBIE provided a number of requirements that school boards needed to address to continue to receive cybersecurity insurance coverage and weather the burden of a cybersecurity attack

**THEREFORE, BE IT RESOLVED THAT:**

The Ontario Catholic School Trustees' Association (OCSTA) petition the Ministry of Education to provide funding through the Grants for Student Needs (GSNs) for school boards to develop and implement a long-term, sustainable strategy to protect against phishing schemes, ransomware attacks, identity thefts, data breaches and financial losses.

**Committee Recommendation**

Approve and Refer to Political Advocacy Committee.

**Moved by:** Trustee Michael D'Amelio

**Simcoe Muskoka CDSB**

**Seconded by:** Vice Chair Janice Hutchison

**Topic:** **Reinstating the Board Leadership Development Strategy**

---

**Whereas:** Launched in 2008, the Ontario Leadership Strategy developed a comprehensive plan of action designed to support student achievement and well-being through a coordinated and strategic approach to leadership development, based on research and consultation with education partners

**Whereas:** As part of the Ontario Leadership Strategy (OLS), each district in the province was provided with dedicated funding and support to develop and implement a Board Leadership Development Strategy (BLDS). The goals of the BLDS mirrored the goals of the OLS – that being:

- attract the right people to leadership roles;
- develop personal leadership resources in individuals and promote effective leadership practices in order to have the greatest possible impact on student achievement and well-being; and,
- develop leadership capacity and coherence in organizations to strengthen their ability to deliver on education priorities

**Whereas:** The BLDS focused on school leaders, system leaders, and all those within the district who aspired to take on leadership roles of any kind, whether on the academic or the business side of the organization

**Whereas:** Dedicated funding from the Ministry of Education for the Board Leadership Development Strategies ended in 2018-2019

**Whereas:** School boards across the province have experienced higher than normal numbers of retirements of employees in leadership roles throughout the past five (5) years resulting in a number of new leaders, across all employee groups, beginning their role with few, if any, opportunities for developing leadership capacity via mentoring prior to and during their assignments

**Whereas:** The purpose of developing leadership capacity through a Board Leadership Development Strategy is to:

- help mentees tap into the knowledge of those with more experience than themselves and learn faster than they would on their own;
- provide opportunities to grow the leader's network and connect with other leaders across the system;
- to support a healthy and robust succession strategy as the needs for trained leaders in school boards continue to change at a rapid pace.

**THEREFORE, BE IT RESOLVED THAT:**

The Ontario Catholic School Trustees' Association (OCSTA) petition the Ministry of Education to dedicate specific funding as part of the Grants for Student Needs (GSNs) to “reinstate” the Catholic Board Leadership Development Strategy in all school boards to provide a long-term, sustainable strategy to recruit, retain and promote leaders in these rapid times of leadership change.

**Committee Recommendation**

Approve and Refer to Political Advocacy Committee.



**Moved by:** Jennifer Wigston

**York CDSB**

**Seconded by:** Elizabeth Crowe

**Topic:** **Funding to Support AODA Requirements**

---

**Whereas:** Ontario Regulation 191/11 Accessibility for Ontarians with Disabilities Act (AODA) came into effect on June 13, 2005;

**Whereas:** All school boards in Ontario must ensure their programs, services and infrastructure are compliant with AODA requirements;

**Whereas:** The deadline for implementing AODA regulations and standards is January 1, 2025;

**Whereas:** Specific and systematic funding has not been allocated to school boards to achieve the required AODA accessibility standards;

**Whereas:** School boards can no longer access SEA funding for AODA equipment such as evacuation chairs.

**THEREFORE, BE IT RESOLVED THAT:**

OCSTA petition the Ministry of Education to provide multi-year specific and systematic funding allocated towards accessibility needs to enable school boards to achieve AODA accessibility standards by 2025.

**Committee Recommendation**

Approve and Refer to Political Advocacy Committee.

**Moved by:** Brenda Agnew

**Halton CDSB**

**Seconded by:** Kirsten Kelly

**Topic:** **Dedicated Capital Funding Stream to improve Accessibility in Schools**

---

**Whereas:** Schools across our province should be fully accessible to any students, staff and visitors;

**Whereas:** There are schools that are not currently accessible, and students do not have physical access to the building, do not have access to accessible washrooms, or stages, or other areas of the schools;

**Whereas:** The Ministry of Education does not provide dedicated, adequate funding for school boards to improve accessibility in our schools. Current capital projects are funded by utilizing funds from other areas of the GSN, thereby limiting the monies available for accessibility upgrades.

**Whereas:** School boards complete annual accessibility plans that assess the needs of our buildings and identify the required areas for accessibility upgrades and compliance.

**THEREFORE, BE IT RESOLVED THAT:**

The OCSTA petition the Ministry of Education to create a dedicated capital funding stream to improve accessibility in schools, in line with the latest Ontario Building Code standards.

**Committee Recommendation**

Approve and Refer to Political Advocacy Committee.

**Moved by:** Marvin Duarte

**Halton CDSB**

**Seconded by:** Robert Kennedy

**Topic:** **Additional Funding to Equalize EI and CPP Federal Payments**

---

**Whereas:** For each employee, Provincial Catholic school boards contribute to the Federal Canada Pension Plan (CPP) and Employment Insurance (EI) programs to the Canada Revenue Agency (CRA);

**Whereas:** The rate at which CPP and EI are paid to school boards by the Ministry of Education is lower than the rate of remittance to the CRA;

**Whereas:** The difference in the amounts between what is received through the grants for CPP and EI is significant. This difference is thus funded from other areas of the Grants for Student Needs when available. This gap will continue to grow as the CPP and EI continue to increase.

**THEREFORE, BE IT RESOLVED THAT:**

OCSTA petition the Ministry of Education to increase its benefit benchmarks to align with the employer-paid CPP and EI amounts remitted to the CRA, enabling Boards to utilize grants for its intended purposes.

**Committee Recommendation**

Approve and Refer to Political Advocacy Committee.

**Moved by:** Marvin Duarte

**Halton CDSB**

**Seconded by:** Emma Murphy

**Topic:** **Funding to Support Ontario’s Education Equity Action Plan in School Boards**

---

**Whereas:** Ontario continues to attract families and learners from around the globe who come from various backgrounds, cultures, ethnicities etc., all looking for and needing equitable opportunities to succeed.

**Whereas:** ensuring equity is a central goal of Ontario’s publicly funded education system, as set out in the document “Achieving Excellence: A Renewed Vision for Education in Ontario (2014)”;

**Whereas:** every individual has a right to fair and equitable treatment with respect to educational opportunities without discrimination or harassment as outlined in Ontario’s education equity action plan which outlines how we shall identify and eliminate inequity;

**Whereas:** Ontario’s Education Equity Action Plan (2017) is the province’s roadmap to identifying and eliminating discriminatory practices, system barriers and bias from schools and classrooms to support the potential for all students to succeed; and

**Whereas:** School Boards in Ontario do not get specific or adequate funding for fulfilling the long term objectives and goals of Ontario’s Education Equity Action plan.

**THEREFORE, BE IT RESOLVED THAT:**

OCSTA petition the Ministry of Education for additional funding in the GSN for the specific purpose of implementing and maintaining Ontario’s Education Equity Action Plan.

**Committee Recommendation**

Approve and Refer to Political Advocacy Committee.

**Moved by:** Trustee Tanya Da Silva

**Simcoe Muskoka CDSB**

**Seconded by:** Trustee Susan van Amelsvoort

**Topic:** **Capital Project Funding / Approval Process**

---

**Whereas:** Capital funding from the provincial government supports school construction of new schools and additions

**Whereas:** School boards focus on “best practices” to deliver functional and cost-effective schools to support the objectives of the Ministry of Education

**Whereas:** The provincial government provides the funding for approved capital projects in alignment with construction cost benchmarks

**Whereas:** Insufficient benchmark funding creates major capital projects challenges before the project commences

**Whereas:** School boards are faced with having to submit Approval to Proceed (ATP) requests that are becoming increasingly over budget resulting in lengthy ATP approvals

**Whereas:** The additional impact of this exercise is with the morale of the school board design team as they are tasked to rework the project scope affecting the quality and function of the capital project

**THEREFORE, BE IT RESOLVED THAT:**

The Ontario Catholic School Trustees’ Association (OCSTA) petition the Ministry of Education to convene an expert panel of Ministry, Trustee Associations, and Board Capital representatives, including Consultants and Cost Consultants to define the challenges related to their sectors in order to review the current Ministry Funding and Approval Process.

**Committee Recommendation**

Approve and Refer to Political Advocacy Committee.

---

**RESOLUTIONS # 11-12**

**RECEIVE & REFER TO  
POLITICAL ADVOCACY COMMITTEE**

---

**Moved by:** Vice Chair Janice Hutchison

**Simcoe Muskoka CDSB**

**Seconded by:** Trustee Joshua Boutotte

**Topic:** **Human Rights & Equity Advisors & Equity Initiatives**

---

**Whereas:** School boards are focusing on identifying, preventing and addressing systemic racism and oppression by applying an equity, inclusion and human rights perspective to organization structures;

**Whereas:** Funding for “select school boards” provided through the Program Partnership Funds in the 2021-2022 school year to employ Human Rights and Equity Advisors (HREAs) who work with the Director of Education and with the board’s senior team to foster a culture of respect for human rights and equity, help identify and address systemic human rights and equity issues and increase the board’s compliance with human rights law has, by its design, created inequities in school boards across the province of Ontario;

**Whereas:** Ontario’s Education Equity Action Plan (2017), outlines how school boards will identify and eliminate inequities in the education system to ensure Ontario’s publicly funded education system will be fairer and more inclusive for all students, educators and staff, regardless of ancestry, culture, ethnicity, gender, gender identity, language, physical and intellectual ability, race, religion, sex, sexual orientation, socio-economic status;

**Whereas:** School boards are focusing on shifting the culture in our classrooms, schools and districts by applying an equity, inclusion and human rights perspective to organizational structure;

**Whereas:** Ensuring equity is essential for improving student achievement and promoting student and staff well-being;

**Whereas:** All students deserve to have every opportunity to reach their full potential and succeed personally and academically, with access to rich learning experiences that provide a strong foundation of confidence that continues throughout their lives;

**Whereas:** The pursuit of equity and the protection of human rights is a critical component of our commitment to the success of every student in every school in Ontario;

**Whereas:** The success of our graduates necessitates building their confidence and ensuring they feel accepted and included;

**Whereas:** The vision of equity and inclusion for all must also be extended to our teachers, school administrators and education workers, who anchor the broader school community; and



**Whereas:** The vision of equity and inclusion for all must also be extended to parents, guardians, caregivers and community partners as integral in affirming identities, fostering strengths and advancing the overall well-being of students.

**THEREFORE, BE IT RESOLVED THAT:**

The Ontario Catholic School Trustees' Association (OCSTA) petition the Ministry of Education to dedicate specific funds as part of the Grants for Student Needs (GSNs) to support the hiring of Human Rights and Equity Advisors in all School Boards to promote collaboration and ethical leadership.

Furthermore, that the Ontario Catholic School Trustees' Association (OCSTA) petition the Ministry of Education to dedicate specific funds as part of the Grants for Student Needs (GSNs) to support Equity initiatives in all school boards in order to develop and deliver a long-term, sustainable strategy to effectively address the elimination of systemic barriers.

**Committee Recommendation**

Receive and Refer to Political Advocacy Committee.

**Moved by:** Terry Shea

**Algonquin & Lakeshore CDSB**

**Seconded by:** Peter McEnery

**Topic:** **School Safety Zone Liaison Committees**

---

**Whereas:** Municipalities address traffic safety in school areas as a singular challenge where rules and laws are applied generically to all schools; and

**Whereas:** The current School Safety Zone road safety signage is consistent no matter where a school is located; and

**Whereas:** School Safety Zones are restricted to the *Highway Traffic Act* and current Municipal by-laws which do not reflect the unique challenges of each school community.

**THEREFORE, BE IT RESOLVED THAT:**

- a) OCSTA petition the Ministry of Education to acknowledge that every school district is unique and presents safety challenges that must be addressed on a school-by-school basis.
- b) The Ministry of Education endorse the creation of School Safety Zone Liaison Committees that will address the unique safety challenges of each school community.
- c) School safety be addressed on a school-by-school basis by the School Safety Zone Liaison Committee.
- d) School Safety Zone Liaison Committees work in collaboration with Municipalities to address School Safety Zone challenges based on the unique needs of each school community.

**Committee Recommendation**

Receive and Refer to Political Advocacy Committee.

---

**RESOLUTIONS # 13-14**

**TO BE CONSIDERED INDIVIDUALLY**

---

**Moved by:** Trustee Maria Rizzo

**Toronto CDSB**

**Seconded by:** Trustee Joseph Martino

**Topic:** **Misuse of Social Media Platforms re Harmful Challenges**

---

**Whereas:** Some students across the province are issuing, participating and executing TikTok, SnapChat and other online challenges;

**Whereas:** Social media challenges encourage students to vandalize schools and participate in hoaxes and in wreaking havoc on some schools across Canada and the US;

**Whereas:** Heightened attention to this trend has resulted in challenges spreading on social media;

**Whereas:** Challenges include Slap the Teacher, fake sexual assault; vandalism of toilet stalls, late for class; prank calls; loitering, etc;

**Whereas:** Schools have been dealing with these TikTok, SnapChat and other online challenges periodically;

**Whereas:** Administrators spend time to address many inappropriate sexual orientation/ racist/sexist actions and behaviours by secondary students on TikTok, SnapChat and other online platforms;

**Whereas:** This is a particularly concerning and disturbing trend impacting schools, staff and administration and needs to be nipped in the bud;

**Whereas:** TickTock, SnapChat and other online platforms are allowing these challenges to be posted;

**Whereas:** These online challenges encourage and advance inappropriate behavior by students and jeopardize the safety of students and staff;

**Whereas:** Intervention is required as these challenges continue and get worse if action is not taken now;

**Whereas:** Community guidelines of diversity, safety, and inclusion are not adhered to by TikTok, SnapChat and other online platforms as it relates to the challenges and posts; and

**Whereas:** TikTok and SnapChat will remove any content – including video, audio, livestream, images, comments, and text – that violates Community Guidelines if reported.

**THEREFORE, BE IT RESOLVED THAT:**

The Ontario Catholic School Trustees (OCSTA) request TikTok, SnapChat and other known online platforms to remove school student challenge posts; and

That OCSTA make the same request to the Minister of Education.

**Committee Recommendation**

Approve and Refer to Catholic Education & Trustee Enrichment Committee.

**Moved by:** Janet O’Hearn Czarnota

**Halton CDSB**

**Seconded by:** Emma Murphy

**Topic:** **Additional Ministry Funding Support for Supply Staffing**

---

**Whereas:** Supply staffing are necessary and vital for the effectiveness of Ontario Catholic School Boards;

**Whereas:** Supply Staff play an important role in ensuring Student Achievement and the Health and Wellbeing of our Full Time teachers and Students in Ontario Catholic School Boards;

**Whereas:** Catholic school boards have had to utilize significant non-supply teacher GSN funding to cover supply teacher costs;

**Whereas:** Budgetary pressures on Catholic School Boards continue to increase;

**Whereas:** Currently Board budgets are reflecting multi-million dollar shortfalls in this funding area.

**THEREFORE, BE IT RESOLVED THAT:**

The OCSTA lobby the Ministry of Education for additional funding in the GSN related to Supply Staff costs.

**Committee Recommendation**

Receive and refer to Labour Relations Committee.

## 2022 RESOLUTIONS

	<b>BOARD</b>	<b>TOPIC</b>	<b>AGM DECISION</b>	<b>ACTION TAKEN</b>	<b>STATUS</b>
A-22	OCSTA	OCSTA Board of Directors' Recommendation re Portage Report (2020 OCSTA AGM Resolutions)	Approve	Advisory Councils established and recommendation with regard to fee structure has been considered by OCSTA Budget & HR Committee and Board of Directors. Following careful consideration, the Board of Directors deferred taking action at this time.	Complete
1	Dufferin-Peel CDSB	COVID-19 Additional Resources	Approve	Letter sent to MOE July 6, 2022	Complete
2	Ottawa CSB	Shortage of Education Sector Support Staff	Approve	Letter sent to Ottawa Chair re: central collective bargaining.	Complete
3	Dufferin-Peel CDSB	School Closure Moratorium	Approve and Refer to Political Advocacy Committee	Included in Annual Finance Brief and letters sent to MOE and to originating board Aug 29/22.	Complete
4	Ottawa CSB	Capital Funding Benchmarks	Approve and Refer to Political Advocacy Committee	Included in Annual Finance Brief and letters sent to MOE and to originating board Aug 31/22.	Complete
5	Simcoe Muskoka CDSB	Executive Compensation	Approve and Refer to Political Advocacy Committee	Following Provincial election President to send letters to appropriate Ministers in support of advocacy efforts stipulated, and letter to originating board. OCSTA has included recommendations to repeal the regulation in repeated OCSTA Finance Briefs as well as GSN submissions.	In Progress
6	Simcoe Muskoka CDSB	AODA Funding	Approve and Refer to Political Advocacy Committee	Included in Annual Finance Brief and letters sent to MOE and Minister for Seniors and Accessibility Aug 24/22 Letter to originating board Dec 15/22	Complete
7	Waterloo CDSB	Continued Funding for Summer Special Education Programs	Approve and Refer to Political Advocacy Committee	Letter sent to MOE Aug 24/22.	Complete
8	Ottawa CSB	Trustee Membership on SEAC	Approve and Refer to Political Advocacy Committee	Letter sent to MOE Nov 21/22	Complete
9	Simcoe Muskoka CDSB	Transportation	Approve and Refer to Political Advocacy Committee	Letter to originating board advising of info in Finance Brief in support of resolution and OCSTA to continue with Transportation Committee. Letter sent Nov 29/22	Complete



## 2022 RESOLUTIONS

	<b>BOARD</b>	<b>TOPIC</b>	<b>AGM DECISION</b>	<b>ACTION TAKEN</b>	<b>STATUS</b>
10	York CDSB	Employee Life & Health Trust (ELHT) Funding – Stabilization Adjustment	Approve and Refer to Labour Relations	Part of the ongoing Collective Bargaining Process	In progress
11	Ottawa CSB	Indigenous Trustee	Receive and Refer to Political Advocacy Committee	Letter sent to the MOE Mar 8/23	Complete
12	Toronto CDSB	Posting of OCSTA Advocacy Priorities	Receive and Refer to Political Advocacy Committee	Staff sent communication to member boards highlighting updates to OCSTA website “Advocacy” section, and letter to originating board advising of advocacy efforts. Nov 21/22	Complete

**TO: NIAGARA CATHOLIC DISTRICT SCHOOL BOARD  
BOARD MEETING  
MARCH 28, 2023**

***PUBLIC SESSION***

**TITLE: TRUSTEE INFORMATION  
CCSTA 2023 AGM – JUNE 2023**

---

# REGISTRATION OPENING SOON

WWW.CCSTA.CA  
CCSTA2023@GSCS.CA



## START MAKING YOUR PLANS TO ATTEND THE 2023 CCSTA CONVENTION AND AGM IN SASKATOON, SK.

Stay across the street from the picturesque South Saskatchewan River at the Sheraton Cavalier Saskatoon Hotel. Book online to get the CCSTA group rate. If booking more than three rooms, please contact the hotel directly at [reservations@sheratonsaskatoon.com](mailto:reservations@sheratonsaskatoon.com) (mention CCSTA convention and AGM to get the group rate of \$169 - 179 per night, with complimentary parking). The last day to book at the group rate is May 2, 2023.

**CONVENTION AND AGM REGISTRATION WILL OPEN SOON.**

### THURSDAY, JUNE 1 PRECONFERENCE GATHERING AT WANUSKEWIN HERITAGE PARK

Thousands of years ago, Indigenous people from across the Northern Plains gathered (Wanuskewin means gathering place) at this beautiful place to hunt bison, gather food and herbs, and celebrate together. Today, this potential UNESCO World Heritage Site is an active archeological location that walks visitors through the history and wonder of this place. Keep your eyes open for the recently re-introduced bison herd.



### FRIDAY, JUNE 2 AND SATURDAY, JUNE 3

Connect with colleagues from across the country and learn at a variety of keynote presentations and break-out sessions.

#### CONFIRMED PRESENTERS INCLUDE:



#### CHIEF CADMUS DELORME – COWESSESS FIRST NATION

This young, dynamic Cree and Saulteaux (pronounced sew-toe) member and Chief of Cowessess First Nation was thrust into the public spotlight when the discovery of 751 potential unmarked graves were discovered at the site of the former Marieval Indian Residential School, about 140 kilometres east of Regina. Chief Delorme is sure to inspire listeners along their individual paths of reconciliation and healing.

#### ARCHBISHOP DONALD BOLEN

After serving in various Vatican roles at the Pontifical Council for Promoting Christian Unity, Rev. Bolen returned to Saskatchewan and became Bishop of the Roman Catholic Diocese of Saskatoon in 2010. He was then installed as archbishop of the Archdiocese of Regina in 2016. Archbishop Bolen continues his work on ecumenism and promoting Christian unity, serving on many ecumenical councils and committees, and, along with the bishops of Saskatchewan, champions the Catholic church's role in truth, reconciliation and healing with Indigenous people and communities.



#### MIKE PATIN

You'd better get a good night's rest to keep up with the energy Mike brings to any room he enters. Using that energy and humour, this former high school teacher, coach and ministry worker for the Archdiocese of New Orleans affirms God's goodness and presence among us while inviting others (and himself) to take the "next step" in our journey with God.